



netball
WESTERN AUSTRALIA

ANNUAL REPORT

2017





TABLE OF CONTENTS

Presidents Report	4
CEO Report	6
Board of Directors	8
Netball WA Staff Structure	10
Corporate Services	12
State Netball Centre	14
Shared Services	16
Community Netball	18
Game Development	20
Community Umpiring	26
Member Services	28
Community Engagement	32
Competitions and Awards	38
Life Members	46
Netball WA Awards and Accolades	47
High Performance	48
High Performance Umpiring and Bench Officials	52
Shooting Stars	56
West Coast Fever	58
Financial Reports	60

PRESIDENT'S REPORT

Deane Pieters

With netball experiencing unprecedented interest and exposure over the past 12 months, it's timely to reflect on what has been another significant year for our sport, specifically here in Western Australia. I can confidently say that netball has never been more firmly cemented as the leading women's sport in the community, and our game has never been in a stronger position, nor more accessible to those who want to play.

As we approach the end of our five-year Strategic Plan cycle, 2017 was not only filled with incredible achievements and milestones throughout the State, but largely centred around the development of the 2018-2022 Strategic Plan to guide us over the next horizon, which received binding ratification from the Netball WA Board at its final meeting of the year.

Through four Strategic Pillars; namely People & Culture, Participation, Pathway and Business Performance, and with a vision to be the sport of choice in Western Australia, this Plan will empower participants at every level to take control of their netball destiny, shape their journey and work together toward our common purpose: "Advancing Netball, Advancing Communities."

2017 began with the establishment of West Coast Fever Netball Club Limited as a wholly owned subsidiary of Netball WA (Inc). While this move positioned the Club strongly to take full advantage of the exponential opportunities offered by the Suncorp Super Netball era, it also provided substantial benefits back to our Netball WA community. With Fever governed by its own Board and Executive team, the Netball WA Board has been able to focus its time and considerable expertise on driving the continual growth and development of our game in Western Australia.

That continued growth, however, simply wouldn't be possible without the significant support of our valued corporate partners.

In 2017, we again joined with the Insurance Commission of Western Australia to deliver more than 6,000 'Belt-Up' branded netballs to senior teams across the State, representing an offset of nearly \$200,000 in costs for our Associations and Clubs. This investment not only provided much needed resources but also raised major awareness for such an important campaign, for all those engaged in our sport.

We also fostered an outstanding relationship with Channel 9 Perth, which highlighted the grassroots level of our game to an unprecedented level, with teams from across the metropolitan area featuring on nine nightly news every week for the entire winter season and beyond.

The Netball Community Raffle also returned, with the 2017 edition offering some outstanding benefits and prizes thanks



to partners Nissan, Karma Resorts and Perth Arena. This initiative not only provides an avenue for much needed funds for our grassroots clubs but, most importantly, supplements efforts at a strategic level to ensure netball has access to quality facilities to build capacity and support the future growth of our game.

Importantly, I would also like to make special mention of Netball WA's Major Partner, Healthway, promoting the Smarter than Smoking message, whose support of netball in Western Australia is truly invaluable.

Significantly for our subsidiary Glass Jar Australia Limited delivering the Shooting Stars program, the Department of Prime Minister and Cabinet reaffirmed its support of the program, extending the current partnership for up to three years, including \$1.65m funding committed in the first year.

The Netball WA Board continues to deliver exceptionally high standards for our sport, while our staff work tirelessly to grow the game across the State and support our ever-expanding membership and participation base.

I would like to thank fellow Directors Julie Beeck, Clare Bond, Emma Chinnery, Jill Powell, Darren Shillington and Marita Somerford for their continued efforts to drive our State's largest female participation sport.



I would like to specifically acknowledge Clare Bond, who was appointed to the Board at the Annual General Meeting in April. Having served in senior positions within Ernst & Young since 2011, and as a Member of the Australian and New Zealand Chartered Accountants, Clare brings considerable knowledge and experience from the finance sector to her position.

I must take this opportunity to thank a number of people, whose contributions have allowed us to enjoy the strong and influential position we currently find ourselves in.

Firstly, I would like to thank our Patron, Her Excellency the Honourable Kerry Sanderson AO, Governor of Western Australia for her continued advocacy. The Governor is a wonderful ambassador for our sport.

To all of Netball WA's partners, suppliers, stakeholders and most importantly volunteers, your ongoing support and contribution is invaluable, and certainly appreciated by the entire Netball WA community.

Finally, I would also like to thank the fantastic staff at Netball WA. Led by Chief Executive Simon Taylor, this group of dedicated and passionate people commit countless hours to our sport, regardless of the time, day or location.

To our entire Netball WA Community; be you a player, umpire,

coach, official or administrator, from the elite level through to the grassroots, you should be very proud of the invaluable contribution you have made to achieve collective success as a sport in 2017.



Deane Pieters
President

CEO REPORT

Simon Taylor

As our sport looks to focus on the next horizon, it is important that we enjoy the opportunity to reflect on what was another significant year for netball, both on the National stage, headlined by the inaugural season of Suncorp Super Netball, as well as locally here in Western Australia. 2017 was the final year of our Strategic Plan cycle, with the development of the 2018-2022 Strategic Plan an organisational priority throughout the year.

From an on-court perspective, the opening months of the year provided us with a significant highlight, as we celebrated WA's first Australian Netball League title, with our Western Sting side triumphing over reigning premiers Vic Fury in front of a passionate home crowd in the Gold Medal Match. That Sunday afternoon at the State Netball Centre was a day filled with pride and emotion, and a fitting way to acknowledge the contributions of WAIS Head Coach Michelle Wilkins. I would personally like to thank Michelle for her tireless effort and selfless dedication to the game over more than two decades.

Headlined by the Smarter than Smoking Association Championships, our participation events reached new heights in 2017. Inclusive of nine international squads from Singapore and Botswana, the Championships saw 270 teams compete, which represented a 15% growth since 2013. We also continued to foster wonderful relationships with our Aboriginal and Torres Strait Islander communities, with the NAIDOC Netball Carnival cementing its position as one of the largest Indigenous sporting carnivals in the Nation, attracting 114 teams.

Strategically, the past five years have also seen us continue to drive the evolution of our sport and remove limitations on participation, through the introduction of the North West NAIDOC Netball Carnival, the Mid West NAIDOC Netball Carnival and the Multicultural Netball Carnival, an event which attracted 41 teams in 2017. Additionally, for the first time, we hosted the Marie Little OAM Shield in 2017, an event that provides females with a disability the chance to compete at a National tournament.

These events, as well as our participation programs, highlighted by Suncorp NetSetGO, which has grown from 4000 participants to over 60000 participants since 2013, have seen our numbers flourish, and it's with great pride that I can report that our 2017 participation number has exceeded 200,000, reaching 221,879 ensuring the achievement of our five-year strategic target growing from 67,000 in 2013. With the introduction of Fast5 Netball, I am confident our numbers will continue to grow as our game becomes more accessible.

While the annual report serves as a wonderful platform to reflect on the year gone, it is also imperative we continue looking forward, and there is much to be excited about for netball's future in WA.





From a planning and governance perspective, 2017 saw a vast volume of work completed across major projects including the Governance and Membership Review implementation, the development of the 2018-2022 Strategic Plan, High Performance Plan and our Innovate Reconciliation Action Plan, and proposed reform to the Netball WA Constitution.

Led by our General Manager of Community Netball, Liz Booth, an exhaustive consultation process was undertaken across all levels of our Regions and Associations throughout the year. These roadshows provided detailed insight of our proposed vision for a new Netball WA Regional Office structure, development of a new competition framework and pathways including the West Australian Netball League (WANL), and the establishment of a new bespoke Constitution, that will ensure netball continues to lead the way in best practice governance standards.

With our great game continuing to lead the way for women's sport on a national level, we can take great pride in knowing that the passion, leadership and professional expertise that the Netball WA Board possesses has allowed Netball in Western Australia to remain at the forefront of that success.

Our Board continues to seek to remain relevant and upskilled in best governance practices, and I would like to thank President Deane Pieters and his fellow Directors, not only for their significant contributions to our game, but for their ongoing support, counsel and guidance of myself and our staff.

Additionally, I would like to make special mention of my team

here in the Netball WA office, all of whom are incredibly dedicated and passionate about our game.

Finally, I consider myself fortunate to lead the broad netball family across Western Australia including our two subsidiaries in West Coast Fever Netball Club Limited and Glass Jar Australia Limited, and I would like to thank you for your significant contributions across the year and for selflessly giving so much back to our sport.

I am proud of what we have achieved in 2017, and look forward to continuing to work together, collaborating to drive Netball in Western Australia to the next level in 2018 and beyond.



Simon Taylor
Chief Executive Officer

BOARD OF DIRECTORS



DEANE PIETERS



JULIE BEECK



MARITA SOMERFORD



DARREN SHILLINGTON



EMMA CHINNERY



JILL POWELL



CLARE BOND

DEANE PIETERS – PRESIDENT

An accomplished sportsman and businessman, Deane joined the Netball WA Board on June 10, 2013 and was appointed President on April 5, 2014. A former freestyle swimmer who competed for Australia at the 1992 Summer Olympics in Barcelona, Spain, Deane is a former World Life Saving Champion (1990) and has won eight Australian Surf Life Saving Titles between 1990 and 1993. A graduate of the Stanford Executive Program as part of the Graduate School of Business, Stanford University, California, USA, Deane is also a graduate member of the Australian Institute of Company Directors (GAICD) and currently works as the General Manager of Business Strategy and Growth for the West Coast Eagles. His business and sporting knowledge are valuable assets to the Netball WA Board.

JULIE BEECK

Julie has 25 years of experience as a business manager and marketing consultant. During her career, Julie has provided research and strategic advice to several major WA public and private sector organisations in areas such as branding, communications, product development, and customer, stakeholder and employee engagement. Since 2011, Julie has worked with Metrix Consulting guiding market research studies and delivering strategic advice to Metrix clients.

Julie was an inaugural WA Business News 40 under 40 recipient, a former WA Chair of the Australian Market and Social Research Society (AMSRS) and a former member of the UWA Convocation Council. In the not for profit sector, Julie has been a Board Member of the Future Living Trust for 14 years, and was appointed Chair in July 2015. Julie has also been a passionate supporter of community netball, as a player, team manager and association committee member over many years.

MARITA SOMERFORD

Having been welcomed to the Netball WA Board at the 2014 Annual General Meeting, Marita brings a wealth of netballing experience and a desire to make a difference. Recently working professionally at Chevron as a Social Investment Analyst and Executive Officer for Australian Little Athletics, Marita was previously President of the Perth Netball Association, a role she held for more than eight years, and is currently the treasurer of Wembley Netball Club.

DARREN SHILLINGTON

Darren joined the Netball WA Board in July 2014 and is a Senior Partner at PKF Mack & Co. Darren has over 27 years of experience in providing taxation and business consulting advice and is father to three girls who currently play netball at Perth Netball Association.

EMMA CHINNERY

Emma is a commercial lawyer at Jackson McDonald with almost 10 years of experience working with a broad range of clients including corporate and government organisations, the not for profit sector, Indigenous trusts and corporations, and private clients. A netballer herself for over 20 years, Emma is a life member of the UWA Netball Club, having played over 12 seasons, as well as contributing back to her club as a committee member, and is currently on the selection committee. Emma's legal experience brings a wealth of knowledge and expertise to the Netball WA Board and she is passionate for the development of female leaders in sport, as well as her experience across governance and commercial issues.

JILL POWELL

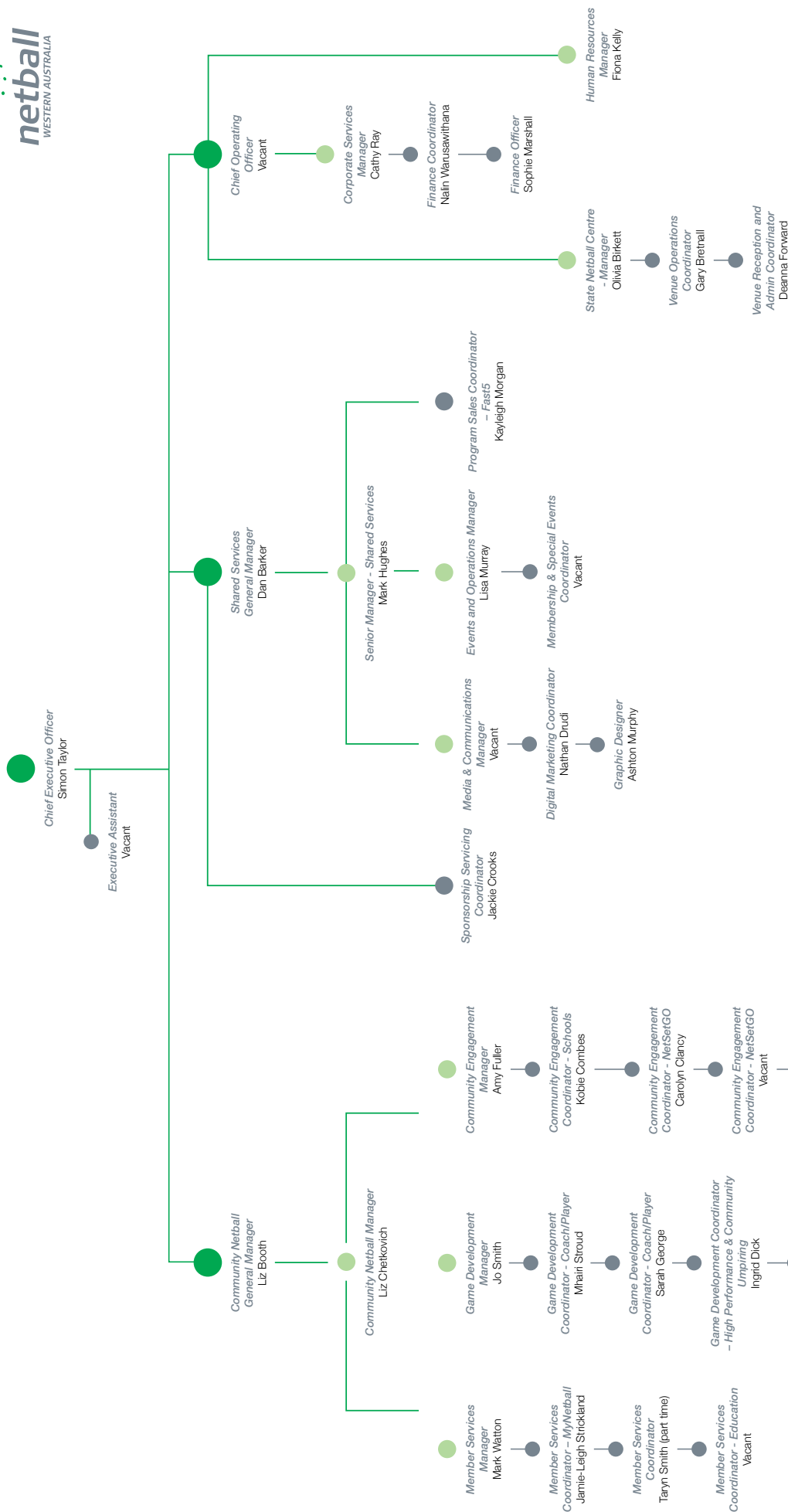
Jill has had a long and varied sporting career having been a triple international representing England in netball, cricket and athletics. Since her playing days, she has maintained an involvement in many sports, having worked in the industry for the past 30 years. Jill has worked and volunteered for Netball WA for the past 10 years including managing the Netball Development Unit coordinating all player, coach and umpiring development, and various roles for the event management team. She is the past President of the Leisure Institute of WA and has held positions on the Executive for a variety of organisations including Womensport West, YMCA, Healthway and Sports International WA. Jill is currently President of Coastal Sharks Netball Region.

CLARE BOND

Having served in senior positions within Ernst & Young since 2011, and as a Member of the Australian and New Zealand Institute of Chartered Accountants, Clare brings considerable knowledge and experience from the finance sector to her position on the Board. She is also a passionate netball supporter, having started playing at the age of 10 and maintaining her involvement with the game through umpiring and a variety of administrative positions, including as President of the Attadale Netball Club and an Executive Committee Member with the Fremantle Netball Association.

NETBALL WA STAFF STRUCTURE

As at 31st December 2017





CORPORATE SERVICES

Finance Operations

LEADING AND DEVELOPING OUR STAKEHOLDERS THROUGH STRONG GOVERNANCE, WORKFORCE MANAGEMENT AND ADMINISTRATION

OVERVIEW

Introducing the principle that service for all stakeholders is at the heart of everything we do, Corporate Services has continued to make a major transformation in our systems and the way we work. It is the firm belief that any organisation successfully transforms because of team work, willingness to change and focus on vision, and through these ideas we are on the way to creating a standard of service within Corporate Services.

VISION

Establish contemporary governance policies and a clear succession plan for Netball WA Board

FINANCE OPERATIONS

Following the recommendation in 2016 for a new accounting, ERP (Enterprise Resource Planning) and CRM (Customer Relationship Management) platform, the NetSuite software system was implemented on January 1, 2017. The level of internal controls increased to all financial layers, as the integration of all corporate back-office processes from ordering to payment of accounts to invoicing with NetSuite's streamlined many financial processes. A reduction in the duplication of paperwork and information, saved a substantial amount of staff time, thus allowing us to focus more on our core role of servicing the netball community.

Our Delegations of Authority were integrated into the setup of NetSuite, which ensured the levels of authority were controlled and abided by the hierarchical structure through relevant lines of responsibility up to the CEO.

As with all new systems, it was envisaged that full uptake and buy-in would take about three to six months. However, all departments of the business embraced the need to re-engineer delivery of our financial accountability and we well and truly achieved this target date.

The Audit and Finance Committee again provided quality strategic and operational oversight of the organisation's financial governance. Membership of the committee was made up of the following individuals in 2017:

- Chair: Darren Shillington (Director)
- Member: Marita Somerford (Director) (resigned from Audit & Finance Committee May 2017)
- Member: Clare Bond (Director) (from June 2017)
- Member: Simon Taylor (CEO)
- Member: Stu Gilsenan (COO) (resigned November 2017)

RISK AND GOVERNANCE

The role of the Risk and Governance Committee in 2017 was given further significance due to the organisation's operational and strategic demands. The Committee continued the implementation of a risk review process, which will ensure compliance against key risk mandates and adherence to risk mitigation strategies.

As the changes to the Incorporations Act came into effect, an example of the Association Model Rules were compiled specifically to assist the Netball WA community. Furthermore, it necessitated the need for Netball WA to review our Constitution and rules, which has seen a significant amount of work done by the Community Department and Corporate Services to enable the Risk and Governance Committee to propose updates.

Membership of the committee was made up of the following individuals in 2017:

- Chair: Emma Chinnery (Director)
- Member: Jill Powell (Director)
- Member: Simon Taylor (CEO)
- Member: Stu Gilsenan (COO) (resigned November 2017)

HUMAN RESOURCES OPERATIONS

VISION

Build an achievement culture within Netball WA's paid workforce.

DEPARTMENT ACTIVITY SCHEDULE

HR OnBoarding was implemented in 2017 to assist the functionality of the overarching on boarding process. This system provides document management, electronic contract offer and acceptance capability, and the management of other legislative requirements (tax file declaration, superannuation guarantee etc).

During 2017, support was provided for staff to access our EAP program and professional development with several 'Lunch and Learn' sessions on subjects such as resilience.

Policy development remains a priority for HR along with a focus on initiatives to foster a positive culture and reinforce our values across the workforce.

ICT OPERATIONS

VISION

Ensure the effective use of technology across Netball WA, Clubs, Associations and Regions

Office Solutions IT continue to provide third party IT support for the organisation, and have been critical to ensure IT processes and infrastructure meet the demands of the growing business.

Critically, issues relating to IT infrastructure were closely monitored, and a series of strategies were scoped to mitigate operational downtime and effectiveness of IT processes including venue owners.



STATE NETBALL CENTRE

Olivia Birkett



2017 started and ended showcasing elite netball. With the Samsung Diamonds arriving in Perth for a training camp in January, the State Netball Centre (SNC) again proved to offer a world class training environment, supporting the needs of elite players and staff. Not only are the four netball courts of the highest quality, but off the court, the change rooms, injury prevention room and recovery room with ice bath, high performance cameras and meeting spaces, allow a single place to satisfy the needs of elite sport. The year culminated with West Coast Fever playing Magpies Netball in two pre-season matches, utilising SNC's show court setup to allow more than 800 spectators to enjoy watching the superstars of Suncorp National Netball up close.

The State Netball Centre continues to be the home of West Coast Fever for their daily training environment. It is also home to Western Sting, playing in the Australian Netball League (ANL), and, for the first time, hosted the finals weekend, allowing the home crowd to cheer on the Sting to their maiden ANL Gold Medal. During the year, the SNC also hosted the Australian 21U World Youth Cup Squad for a training camp, alongside Botswana, in the lead up to the competition.

In 2017, Netball WA again hosted the three largest carnivals at the SNC, in conjunction with Perth Netball Association (PNA). The Smarter than Smoking Association Championships, the Academy and Cadet Cups, and the NAIDOC Netball Carnival. Each of these events utilised every corner of the venue internally and externally, and showcased the strong working relationships between PNA, Wembley Athletic Club and the Town of Cambridge.

As a competition venue, the SNC was privileged to host the Marie Little OAM Shield in September. It also hosted regular season matches of the Perth Netball Association competition, and was the central venue for the West Australian Netball League (WANL), including Grand Final Day.

Ensuring that the Priority of Use Schedule, along with the Terms & Conditions of hiring the venue, are adhered to, netball continues to be the primary sport of the venue, with nearly 4,000 hours of the sport held in 2017. In its third year of operation, the trends of booking and scheduling are becoming clearer, and there is a greater understanding of the gaps, peak and off-peak times. As such, to remain commercially viable, the SNC has diversified, accepting a greater range of bookings in off-peak times and to fill gaps in the weekly schedule. Examples of these include the year-round Community Physiotherapy program held twice a week during the mornings, and the Active Taekwondo group, booking twice a week in the evenings. The new 'All Purpose' category for bookings is being utilised to capture these types of clients.

With 10 courts available for hire, badminton continues to be a viable sport with 782 hours booked in 2017. Volleyball grew significantly in 2017, with 621 hours across the five available courts. Other sports events and competitions held at the SNC in 2017 included a yoga event, the Judo State Championships and the AFL State Draft Combine. Working closely with VenuesWest in accordance to the Co-Management Agreement, the SNC was pleased to be able to host VenuesWest events, including the Foster Carers Expo and SEDA graduation ceremony. These diverse events are not

only important to both utilise available hours at the SNC, but also to challenge the staff to think of new ways to present sport and events, operate different equipment and allow new audiences to visit the venue.

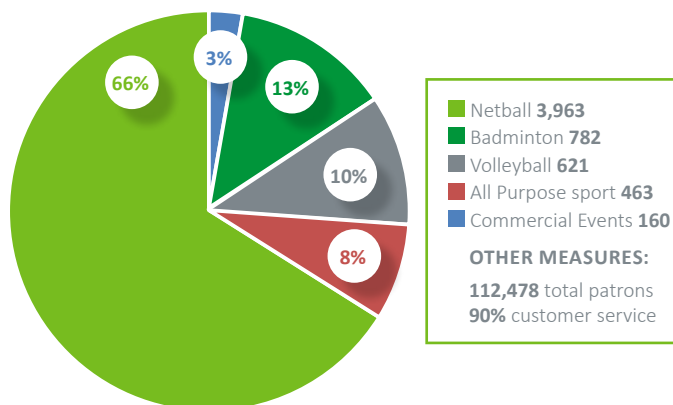
Operationally, VenuesWest approved two major capital projects. The largest, is the installation of a north-south divide curtain in the courts hall, which will provide safety dividing different activities plus offer greater flexibility to present sport and offer different configurations for hirers. The other is the installation of air-conditioning and reconfiguration of ventilation in the West Coast Fever change room and recovery room.

The VenuesWest research team conducted their annual Customer Satisfaction Survey, and pleasingly the SNC rated highly with an overall customer satisfaction rating of 90%.

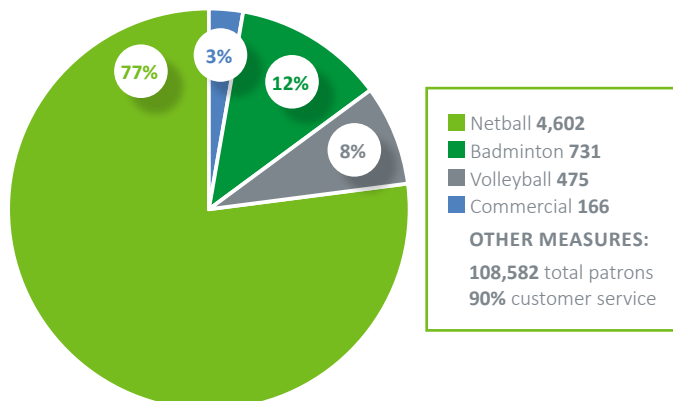
Risk, security and safety were all areas of continuous improvement, training and development in 2017. VenuesWest is one of the leading agencies in the country, taking the safety of their patrons and venues seriously and adjusting to the changing global landscape.

Overall, the SNC has grown the number of clients and hirers in 2017, providing not only a venue for elite and community netball, but a venue that can allow for diverse sport and recreation activities, and a range of functions and events. A total of 5,989 hours of court activity plus a further 1,745 hours of use in the Programs Room, Injury Prevention Room, foyer and grandstands adds up to a busy 2017 at the SNC.

2017 STATE NETBALL CENTRE – SUMMARY OF COURT HOURS



2016 STATE NETBALL CENTRE – SUMMARY OF COURT HOURS



SHARED SERVICES

Daniel Barker

As our sport and our business has evolved, so too has our approach to providing support services across our many and varied programs and events. This past year saw the most significant shift yet in this space, with the establishment of the Shared Services department. An amalgamation of the areas of marketing, communications, commercial operations, events, and philanthropy. Across Netball WA, West Coast Fever and Shooting Stars, this new department structure has allowed the sport to achieve new levels of efficiency whilst maximising each opportunity.

VISION

Development of a framework around clean and transparent modes of communication across the whole of sport.

OUTCOMES

This year saw us solidify our media and communications strategies across the sport, with both our traditional and digital mediums reaching new heights. Our major events, namely the Smarter than Smoking Association Championships, NAIDOC Carnival, the West Australian Netball League (WANL) and Jill McIntosh Medal, all continued to set the benchmark for our sport from a media and communications perspective.

Significantly, the Smarter than Smoking Association Championships weekend allowed us to engage with more than 13,000 members of our netball family from across the State, resulting in a 10 per cent growth across our social media footprint in three days. Video content continued to be a focus throughout the year, with WANL TV gaining popularity across the season, which culminated in a live stream of the League Grand Final on Facebook, attracting a viewership of almost 5,000 people.

VISION

Establish one brand across the sport in Western Australia.

OUTCOMES

The past five years have seen us take significant strides in the development of the Netball WA brand. The establishment of the Shared Service unit in 2017 has enabled a consolidation of resources to support the growth ambitions of Netball WA and West Coast Fever, along with continuing to embed the Shooting Stars program.

Supporting the delivery of these brands, a new strategic partnership with Channel 9 took netball to the masses in 2017, with regular live weather crosses being beamed across the State to thousands of households from metro associations.

A new strategic partnership developed in 2017 with Perth marketing agency, Marketforce, will support the ongoing development of our brands, along with the delivery of sophisticated research and targeted marketing initiatives into 2018.

VISION

Develop and deliver events, competitions and programs to the highest standards.

OUTCOMES

Netball WA's event calendar has continued to grow, with more than 100 events, functions and corporate meetings being produced and hosted by the organisation. One of the highlights again in 2017 was the Jill McIntosh Medal, an evening formally celebrating achievements across the sport with the presentation of awards and recognising milestones in the West Australian Netball League, State Teams, umpires, officials and volunteers. With a record 400 guests in attendance, this event continued to demonstrate the passion and commitment surrounding our sport. Andrea Gilmore was awarded the Jill McIntosh medal for the second time following her first award in 2015.

Our largest participation event reached new heights, with over 13,000 people converging on the State Netball Centre and Wembley Sports Park for the Smarter than Smoking Association Championships, whilst a record 114 teams competed in the annual NAIDOC Netball Carnival, cementing its position as one of the largest Indigenous sporting carnivals in Australia.

The State Netball Centre also played host to the Marie Little OAM Shield for the first time in 2017, which gives females with an intellectual disability the opportunity to compete at a National Tournament.

VISION

Covert our spectators and grassroots community from fans and spectators to participants and members.

OUTCOMES

The launch of Fast5 Netball into the West Australian market in October was an exciting development for the sport in our State, with Netball WA being the first Member Organisation to conduct active competitions in Australia. The Fast5 product will enable further growth of our sport, converting our netball family and spectators into active participants, in a forum which is focused around fun, fitness and flexibility.

There has also been a focus on growing Netball WA's schools and private centre footprint, through the development of the Suncorp NetSetGO product. This 5-10-year-old market is critical for early engagement of netball.

VISION

Identify opportunities for aggregation across the Netball community.

OUTCOMES

New key partnerships with our sport have unlocked new opportunities in this area. Elastoplast has officially come on board as the sport's medical supplies provider, with a significant opportunity for retail of product across the State Netball Centre and via Netball WA's high performance programs and competitions.

Similarly, ISC has joined Netball WA on a new, three-year partnership that will see the most significant investment yet in growing and maximising the apparel market across our sport.

VISION

Generate revenues for the sport through utilising our demographic data and access for engagement.

OUTCOMES

In 2017, Netball WA surpassed its strategic target of achieving over 200,000 participants in Western Australia across the sport.

At the same time, we've also seen significant growth across our communications channels, with our diverse netball community now connected to netball news with over 63,000 receiving regular email communications, 20,000 people following social media channels and in excess of 1,000,000 visits to the Netball WA website annually.

This large and engaged netball community is enabling commercial opportunities for partners and suppliers, whilst the Netball WA partnership with Channel 9 directly provided revenue opportunities for metro associations through access to weekend participation netball.

MAJOR PARTNERS



PARTNERS



PREFERRED SUPPLIERS



CHARITY PARTNERS



COMMUNITY NETBALL

Liz Booth

VISION

- **To lead and develop our stakeholders through strong governance, workforce and administration;**
- **Ensure Netball, our Regions and Associations are adequately resourced to build capacity and deliver our sport;**
- **Establish one brand and one community across the sport in Western Australia;**
- **Ensure our coaches, umpires and officials have access to appropriate levels of accreditation and education**
- **Identify partners to deliver and grow the sport and strengthen our pathways of engagement;**
- **Promote Netball in regional and rural Western Australia;**
- **Enhance links with a range of diverse populations across Western Australia;**
- **Ensure Netball WA is an influencer of local government and commercial operators to secure access and development of facilities for our sports' current and future needs.**

OUTCOMES

2017 was another busy year for the Netball WA Community Netball Department, with many highlights and milestones achieved. Most notably, the number of participants engaging in our sport across all areas of community netball grew from 197,246 participants in 2016 to 221,879 participants in 2017. It was Netball WA's target to reach 200,000 participants at the end of our Strategic Plan 2013-2018, and the growth across this time was both significant and testament to the planning and hard work that our volunteers, stakeholders and staff undertook in delivering and servicing our sport to our grassroots community.

Key to this growth was the increase in Suncorp NetSetGO with a total of 61,278 participants engaged in all formats of the Program. We look forward to the continued expansion of the Suncorp NetSetGO footprint in 2018, thus allowing more young participants to enter and engage in our sport.

Excitingly, Fast5 Netball arrived in 2017, and although the launch of the first competition did not eventuate until October 2017, Netball WA was the only Member Organisation to commence sub-licensing providers and rolling-out competitions.

The continued awareness and growth of both the Suncorp NetSetGO and Fast5 products will ensure that our sport remains relevant in an ever-changing participant market.

The No Limits Program, developed to expose and engage participants with a disability to netball, was again an overwhelming success this year. The program was introduced to key Associations in 2017, where either the Association or identified clubs within the Association established their own No Limits program and/or competition. Eight teams competed in the No Limits division of the Smarter than Smoking Association Championships in June, which continued to draw great support and following by the wider netball community. Following the event, Netball WA selected its second Marie Little OAM Shield Team to compete at the Marie Little OAM Shield in Perth.

The Western Sting, 19U and 17U State Teams, all produced a top four finish in 2017, with the Western Sting emphatically winning its first championship in front of a home crowd. The 19U team finished in third position, securing a bronze medal, while the 17U team finished in a respectable fourth position. The continued development and support of these programs along with identified athlete, coach, umpire and officials' high performance programs will be buoyed by the finalisation of Netball WA's first-ever High Performance Plan 2018-2022.



Continued enhancements to the suite of Netball WA competitions including the West Australian Netball League (where the Grand Finals were played at the State Netball Centre and Men's exhibition games were introduced), the Smarter than Smoking Association Championships (our biggest community event with 267 participating teams), the Academy and Cadet Cups (improved synergies by combining the two carnivals over the same weekend) along with the increase to three National Aborigines and Islanders Day Observance (NAIDOC) Carnivals (Perth, North West and Midwest) and the Multicultural Carnival (record number of 41 participating teams) were highlights for the organisation. Furthermore, Netball WA hosted the 2017 Marie Little OAM Shield National Championships at the State Netball Centre with a record six states competing.

Last year saw a moderate increase in membership numbers from 38,494 in 2016 to 39,528 in 2017.

The Netball WA Community Raffle continued to go from strength to strength in its third year of implementation with almost \$50,000 being awarded to Netball WA Associations through the Netball WA Community Facilities Fund.



Most encouraging in 2017 was the commitment by the Federal, State (through the Department of Local Government, Sport & Cultural Industries - Community Sport and Recreation Facilities Fund) and Local Governments to fund and support the re-development of some of our sport's facilities, including the Wanneroo Districts and Fremantle Netball Associations. The increased focus in facility development has in part stemmed from the recommendations outlined in the Netball WA's Strategic Facility Plan, which will continue to drive our sport's facility requirements across the next 20 years.

Netball WA continues to evolve with the key project across 2017 being the on-going engagement and consultation with Regions, Associations, Clubs and key stakeholders on the Governance and Membership Review. Netball WA undertook two phases of Regional Roadshows, with the first phase, held between April and June, focusing on the input from Regions and Associations to the Netball WA Strategic Plan 2018-2022 and the proposed governance and membership model. The second phase of engagement and consultation, conducted between September and November, focused on the proposed Netball WA Constitution, Membership Policy and Regional Office structure, along with the draft Netball WA Competition Framework and the draft Netball WA Strategic Plan 2018-2022, which has been completed and will be launched in early 2018.

The level of commitment by the Netball WA membership to engage in these discussions was outstanding and most importantly provided clear opportunities for members to "have their say" and for Netball WA to "listen and value all perspectives" in order to help shape the way our sport is to be structured and governed moving forward. In what will be an exciting 2018, the efforts, support and input from our netball community will no doubt ensure Netball WA's future is bright and structured to deliver our new set of strategic outcomes.

GAME DEVELOPMENT

Coach/Presenter Accreditation & Education

VISION

Guarantee all coaches, umpires and officials have access to appropriate levels of accreditation and education.

OUTCOMES

NATIONAL COACH ACCREDITATION SCHEME

2017 saw a new blended format implemented for the Development Coach Accreditation, with Netball Australia upskilling 20 Netball WA presenters in March in the delivery of the new format. The new blended format requirement is for an online and face to face component to be successfully completed prior to the Accreditation being awarded. Although Netball WA saw a slight decrease in the Development Accreditation numbers year on year, we still led all states with the highest number awarded across Australia.

A total of 1,264 coaches engaged with the National Coach Accreditation Scheme, including the online Foundation Accreditation Course and the new blended Development Accreditation Course. Four Intermediate Accreditation courses were held in 2017; one in the Metropolitan area and three in regional WA (Port Hedland, Bunbury and Albany). The Advanced and Elite courses held in Perth in September also recorded an increase in participation from 2016.

2017 STATISTICS

National Coach Accreditation Scheme			
Accreditation Level	Commenced	Accredited	Comparison to 2016
Foundation	807	683	13% increase
Development	391	160	26% decrease
Intermediate	41	45 (4 from previous courses)	55% increase
Advanced	14	9 (all from previous courses)	80% increase
Elite	10 (in progress)		
High Performance	1 in progress		

Coach Education			
Education Type	Commenced	Completed	Comparison to 2016
Connect Coach	165	N/A	
Coaches in the Field	182	N/A	290% increase
Free E-Learning Courses	623	375	29% enrolment increase; 42% completion increase



COACH EDUCATION

A total of 345 coaches attended coach education sessions, an increase of 290% from 2016. Connect Coach workshops aided coaches in developing their coaching skills and supplemented the Foundation, Development & Intermediate coaching accreditation courses. Six Coaches in the Field sessions, led by Jill McIntosh, were delivered for all levels of coaches with one session offered exclusively for West Australian Netball League (WANL) coaches. Jill also worked with the WANL and State Team coaches providing mentoring at training sessions and games throughout the year.

Coach Player Development

VISION

- *To build capacity by providing educational opportunities and support within the Regions, Associations and Clubs volunteer workforce;*
- *Achieving sustained high performing talent through education, training, recruitment and retention programs;*
- *Empowering our communities to build capacity;*
- *Growth and unity of our sport through increased participation and engagement;*
- *Strengthening pathways of engagement with our sport.*

OUTCOMES

BETTE ALLISON COACH DEVELOPMENT PROGRAM AND SCHOLARSHIPS

The Bette Allison Coach Development Program provides coaches across Western Australia with development opportunities. Building on 2016, the 2017 Bette Allison Coach Development Program continued with the Develop a Diamond Regional Academy (DADRA) coaches attending specific coach education and development programs with Jill McIntosh. The completion of the program was at the 2017 Academy Cup where the coaches had the opportunity for game day mentoring over the course of the weekend competition.

Bette Allison Coaching Scholarships were awarded for the first time in 2017. The five inaugural recipients were:

Elite Coaching Scholarship

- Karly Guadagnin (West Coast Netball Region)

Regional Coaching Scholarships

- Erin Culnane (South West Netball Region)
- Blair Pasco (South East Demons Netball Region)

Association Coaching Scholarships

- Megan Burvill (Bridgetown Netball Association)
- Felicity Lampard (Karratha Netball Association)

Recipients used their scholarship funds in the following ways:

- Undertaking High Performance and Advanced Coaching Accreditation courses;
- Attending Coach Education courses;
- Attending the 17U National Netball Camp at the Australian Institute of Sport;
- Purchase of coaching resources;

A component of the scholarship required coaches to complete a self-analysis coaching matrix, and from this, develop Individual Development Plans (IDPs) - setting goals and direction for the future. Coaches worked with their mentor coaches and other professionals to assist with realisation of these goals.



Region Visits

Netball WA is committed to driving the One Netball Community and this was achieved through collaboration with the Development Officers within Regions, Associations and the wider netball community.

During the 2017 visits, coach accreditation courses, coach education workshops, specialist athlete training sessions, Indigenous Grassroots clinics, player development, and talent identification of athletes and coaches were completed.

The Regional Development Officers attended professional development days in Perth to further their knowledge, upskill in existing and new programs and courses, and network with each other.



Develop a Diamond Regional Academy

The Develop a Diamond Regional Academy (DADRA) Program was delivered in all 11 regions, with an Aboriginal All Stars Squad also taking part in the program.



The long-term development program, specifically targeting 14-16-year-old athletes, consists of three core components, namely, technical and tactical skill development, physical preparation, and athlete wellbeing.

The objectives are to:

- Provide a holistic program that focuses on the development of the individual athlete and their ability to contribute to a team environment;
- Deliver a best practice training program based on the Netball Australia DADRA Curriculum designed to maximise the potential for elite performance outcomes;
- Provide a clear and well communicated development pathway for athletes;
- Provide a training environment that is delivered by qualified coaches and support staff.

The 10-week program concluded in October with the Academy Cup, a three-day competition held at the State Netball Centre. The competition provided an avenue for players to transfer and implement new skills in match play against other Regions.

The competition was also an opportunity for Netball WA selectors to view athletes, coaches and umpires in a competition environment to identify talent for future progression in the Netball WA Pathway. Invaluable coach and umpire mentoring was also provided throughout the program and Academy Cup.

The Spirit of Academy Awards were presented to athletes who had shown commitment and improvement during the DADRA Program, throughout both the training environment and at the Academy Cup competition.

Regional Cadet Program

Underpinning the DADRA program, the Dare to Develop a Diamond (DDAD) Regional Cadet Program was delivered in all 11 regions, with an Aboriginal All Stars squad also taking part in the program. After Association representation, the DDAD program is the next step in the Netball WA Athlete Pathway. Additionally, the program also provides a pathway for coaches and umpires.



were identified and invited to participate in the 2017 program.

This long-term athlete development program, designed for athletes aged 11-16 years, concentrates on:

- A range of fundamental sport skills including throwing, catching, running and basic game formats that encourage fun, skill development and decision making;
- Development and correction of individual athlete technique, developing the athlete's ability to withstand the effects of speed and fatigue, and to consistently execute the skills of netball under pressure.

The 10-week program concluded in October with the Cadet Cup, a two-day competition held at the Perth Netball Association. The carnival provided an opportunity for Netball WA selectors to view athletes in a competitive environment and identify talent for future progression on the player pathway. It is also an avenue through which DDAD coaches and umpires receive mentoring from Regional Development and Umpire Development Officers. The Cadet Cup, held alongside the Academy Cup, shows athletes, coaches and officials the netball pathway, and provides opportunity for Regions to further build capacity within their volunteer workforce.

Regional Talent Development Network Program

A pivotal program for Netball WA in supporting and developing identified regional athletes, coaches and officials within the regional sporting system, the Regional Talent Development Network Program provides a vehicle for individuals to develop and realise their potential. Coaches and officials receive mentoring, and are aided in creating Individual Development Plans. The country coaches and officials in turn play an important role in the coaching, development and mentoring of emerging regional athletes, coaches and umpires in their home environment.

The following five coaches and 18 athletes were supported through the Regional Talent Development Network Program in 2017:

SOUTH WEST ACADEMY OF SPORT

Athletes: Cassady Anderson, Jessica Repacholi, Shantelle Tassone, Brooke Repacholi, Elycye Webb, Giselle Taylor, Riley Culnane, Harmony Sutherland

Coach: Dale Nielson

MID WEST ACADEMY OF SPORT

Coach: Adelle Auld

PEEL REGIONAL ACADEMY OF SPORT

Athletes: Ella Ward, Natalie Holle, Ella Sigley, Jesse Nash

GREAT SOUTHERN SPORTS TALENT ASSOCIATION

Coaches: Kelly Dominiak & Jenny Cristinelli

BROOME TALENT DEVELOPMENT PROGRAM

Athletes: Sophie Moore, Mili Ledgerwood, Jasmine John, Lily Germinario, Caitlyn Hamaguchi, Breeana Scott





Educational Institutions

VISION

- *Growth and Unity of our sport through increased participation and engagement;*
- *Strengthening pathways of engagement with our sport;*
- *Grow relationships with all netball providers across the state including indoor centres, schools, commercial providers, community groups and education institution;*
- *Ensure our pathways are inclusive, innovative and connected.*

OUTCOMES

Specialist Netball Schools

In 2017 Netball WA endorsed eight netball school specialist programs, and for the first time, a 2-tier endorsement structure was implemented. Students participating in the netball program completed the Foundation Coach and Foundation Umpiring Accreditations. All students are affiliated with Netball WA and are encouraged to participate as players, coaches, umpires and bench officials at their local Associations.

All schools received Netball WA ambassador visits throughout the school year, with West Coast Fever players and Netball WA staff attending trials, induction days, awards nights and taking coaching sessions. A Tier 1 Hub Day took place at the State Netball Centre in March, involving West Coast Fever players as coaches.

Tier 1 2017 Netball WA Endorsed Specialist Schools

- Aranmore Catholic College
- Darling Range Sports College
- Governor Stirling Senior High School
- Melville Senior High School
- Warwick Senior High School

Tier 2 2017 Netball WA Endorsed Specialist Schools

- Atwell College
- Esperance Anglican Community School
- Narrogin Senior High School

School Sport WA

Netball WA continued to foster the relationship with School Sport WA (SSWA) through the State School Girls and High School Cup Programs. Representative teams from SSWA and Associated and Catholic Colleges (ACC) WA played an exhibition match at the West Australian Netball League Grand Final at the State Netball Centre in August. Netball WA provided support to the 12U and 15U State School Girls team with selections, training and during their national campaign at the Pacific School Games in Adelaide in December, where both teams finished 5th. West Australian 15U State Schoolgirl Brooke Repacholi was named in the All Australian Schoolgirls team, whilst teammate Sarah Burton was named in the Australian School Girls Shadow Squad.

The 15U schoolgirls team were invited to take part in the Fever in Time Program. This allowed the athletes to undertake a high performance training program that provided the additional opportunities for these young players to develop and maximise their abilities in netball. It also provided essential match play prior to attending the Championships.

The SSWA State 12U and 15U netball teams provide pathways for athletes, coaches and umpires alike. WA umpires also displayed strong performances at the 15U National Netball Championships with 17-year-old umpire Capri Di Candilo and 16-year-old umpire Tahlia Bennett, both B Badged umpires, being rewarded with 15U finals matches. Capri was allocated the Bronze medal match between South Australia and Queensland and Tahlia the finals match between Northern Territory and Tasmania.

SEDA

SEDA is an education provider that exists to engage, educate and empower young people in Years 11 and 12 as they transition from school to employment or further study. SEDA offers an alternative to main stream schooling, engaging students in the learning journey by connecting the passion for sport and recreation, with hands-on learning environment providing all students the opportunity to develop key life skills.

This was the fourth year of the partnership between Netball WA and SEDA. In 2017 there were two netball classes based at State Netball Centre and Perth Netball Association, and a mixed sport class based in Bunbury.

SEDA students gain their Foundation Coach and Umpire Accreditation and are provided with practical coach education sessions.

Four SEDA netball students gained experience through work placements in Terms 2 and 3, working across the Community Netball Department, State Netball Centre and Shared Services Department. SEDA students worked and volunteered within the Suncorp NetSetGO and Netball WA ScoolNet programs. Most students also volunteered at Netball WA and West Coast Fever events including home games, Smarter than Smoking Association Championships, the West Australian Netball League Grand Final and NAIDOC Netball Carnival.

The students were also involved with a number of netball clinics and carnivals in coaching and umpiring capacities throughout 2017.

Netball WA will continue the working partnership with SEDA in 2018 allowing SEDA students to gain valuable workplace experiences within Netball WA and in the wider sport and recreation industry.



COMMUNITY UMPIRING

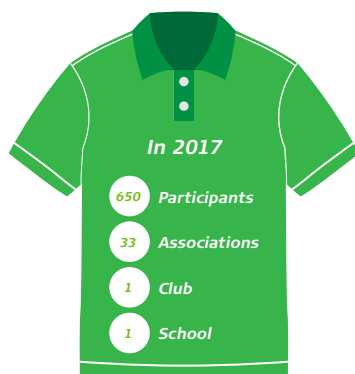
VISION

- *Guarantee all coaches, umpires and officials have access to appropriate levels of accreditation and education;*
- *Ensure Netball WA, our Regions and Associations are adequately resourced to build capacity and deliver our sport;*
- *Ensure our pathways are inclusive, innovative and connected.*

OUTCOMES

Green Shirt Program

The Green Shirt Program aims to promote community awareness of umpires, encourage and provide a pathway for beginner umpires, and is used as an avenue to up-skill the Green Shirt Coordinators within the Associations. Participants in this program are expected to complete online courses, which are a pre-requisite for National Officiating Accreditation Scheme C Badge attainment.



Green Shirt Program Participants

Region	Association / Club / School
Coastal	Fremantle
Coastal	Rockingham & Districts
Darling Range	Eastern Hills
Darling Range	Kalamunda & District
Darling Range	Swan Districts
Goldfields	Eastern Goldfields
Goldfields	Esperance
Great Southern	Albany
Great Southern	Katanning
Great Southern	Kojonup
Great Southern	Narrogin & Districts
Great Southern	Ravensthorpe
Midwest	Geraldton
Midwest	Kalbarri
Midwest	North Midlands
Midwest	Northampton
North West	Karratha
North West	Kununurra
North West	Port Hedland
North West	Tom Price
Perth	Perth College (School)
Perth	West Coasters NC (Club)
SE Demons	Belmont
SE Demons	Southern Districts
South West	Bridgetown
South West	Bunbury
South West	Busselton
South West	Eaton
South West	Leschenault
South West	Margaret River
South West	Joondalup
South West	Wanneroo & Districts
Wheatbelt	Merredin
Wheatbelt	Northam

National Officiating Accreditation

The National Officiating Accreditation Scheme (NOAS) proved successful with a record number of National B and C badges awarded across the State. This increase is largely due to the umpiring education pre-requisites being available online and changes to the testing panels whereby only two testers are now required per panel for National B and C badges.

The West Australian Netball League competition produced one National A Badge - Jessica McKemmish (Wanneroo Districts Netball Association) and three National A Badge Endorsements - Jaclyn Berry (Fremantle Netball Association), Boyd Berryman (Wanneroo Districts Netball Association) and Nathan Cera (Perth Netball Association). In total 411 badges were awarded.

A Badge	1
B Badge	35
C Badge	375

COURSES AND EXAMS

With all pre-requisites for National B and C badges now available online it has allowed umpires the ability to educate and upskill themselves in their own time.

The Elite Umpire Education Course was held in November at the State Netball Centre with 17 participants. The course was presented by Netball Australia and Netball WA's High Performance Umpire Coach, Jacqui Jashari, and was aimed at those umpires striving for their National A Badge or for umpires who required updating.

Two Face-to-Face Foundation Umpiring Courses were held this year as part of the Aboriginal Grassroots Program and the Mid-West NAIDOC weekend.

NOAS UMPIRE COURSES

Foundation	949 completed (additional 183 commenced but did not complete)
Elite	17 completed

NETBALL AUSTRALIA UMPIRE EXAMS

Rules of Netball	1920 completed
------------------	----------------

REGIONAL UMPIRE TALENT IDENTIFICATION AND DEVELOPMENT

Netball WA delivered a B Badge Workshop in March with 18 participants attending from around WA. All umpires attending completed theoretical education sessions with experienced presenters, and had practical match play with coaching provided throughout. Those participants who also coach umpires at their Associations had the opportunity to be upskilled with the latest techniques in umpire coaching.

REGIONAL/ASSOCIATION UMPIRE DEVELOPMENT VISITS

A workshop focusing on Badge competencies was run at the beginning of the year for all Regional Umpire Development Officers (RUDOs), Association Umpire Development Officers (AUDOs) and Umpire Testers. The workshop was presented to clarify the new competencies which Netball Australia put in place around the NOAS for badges.

In May, a professional development workshop was held for RUDOs. This workshop enabled Netball WA to disseminate the latest information from Netball Australia, provide support and education around the Develop a Diamond Regional Umpire Program, and allow RUDOs to plan programs and visits throughout the year. A number of practical sessions were provided for the RUDOs to be upskilled on the techniques around coaching umpires and assessing umpire coaches.

In total, 18 Regional umpire visits were delivered by Netball WA during the year, with rules discussions and umpire coaching, the most requested topics. A number of Regions opted for upskilling opportunities for umpire coaches with a focus on testing and coaching umpires to the next badge level. Other activities included talent identification, umpire testing, identifying further opportunities for regional umpires to progress through the pathways and continuing to build capacity locally.

MEMBER SERVICES

Since 2013 the Netball WA Member Services Unit has implemented a number of initiatives to assist our member Regions, Associations and Clubs to build capacity in the running of our sport. Beginning with the Volunteer Management Project 2013, the introduction of MyNetball followed in 2014, with the Top Club Project, Community Netball Raffle and Strategic Facilities Plan in 2015. The Mental Health Initiative, Regional Joint Business Plans, Associations Incorporations Act and template constitution development, and Community Facilities Fund, along with continuing the Top Club Project, Community Netball Raffle and Strategic Facilities Plan in 2016 and 2017.



MyNetball

VISION

Empowering our communities to build capacity by ensuring the effective use of technology across all clubs, associations and regions.

OUTCOMES

MyNetball has given administrators of Clubs, Associations and Regions the ability to quickly and effectively access their members' details anywhere from one central point. Additionally, the platform has given administrators the use of online forms to conduct tasks such as player and non-player registrations, sign up umpires to camps and sell items including uniforms and end of year presentation tickets. MyNetball has allowed participants to update their details and pay at the point of transaction, reducing the data entry and follow up time for payments by administrators.

Over the last four years the usage of the online registration forms has gone from 4,803 members at 9% in 2014 to 30,679 sitting at 49% in 2017. 36,042 participants logged into the MyNetball system in 2017, with a further 6,000 participants using the MyLearning (online learning portal) to undertake coach and official courses and learnings.

Furthermore 50 Associations utilised the MyNetball competition module for management of their weekly competitions, whilst many Associations utilised the MyNetball website functionality to promote their competition and activities.

MyNetball has become a solid administration platform over the past four years, and with this stability and growth, comes an increase in confidence and therefore an increase in the overall user experience.



Top Club / Top Plan

VISION

Establish a workforce development plan to guide the development of our volunteers throughout the sport.

OUTCOMES

Through the delivery of Top Club in 2016 the need for a tool to develop a longer-term plan was identified.

The original partnership with the WA Sports Federation, Department of Sport and Recreation and seven State Sport Organisations through the Changing Attitudes Through Sport (CATS) project has seen a total of 96 Netball Clubs/Associations participate in a Top Club workshop since its inception in 2015. In 2017 the inclusion of a more strategic planning tool, Top Plan, was also introduced. This enabled a longer-term plan to be established to work alongside the yearly planning tool that Top Club provides.



Netball WA will continue to work with Regions, Associations and Clubs to provide best practice governance assistance in 2018 and beyond, utilising both Top Club and Top Plan as well as other education and training initiatives.

Affiliation & Membership

VISION

- *Ensure all Regions and Associations have structured governance models;*
- *Establish a workforce development plan to guide the development of our volunteers throughout the sport;*
- *Ensure Netball WA, our Regions and Associations are adequately resourced to build capacity and deliver our sport.*

OUTCOMES

AFFILIATION

The last five years has been a trying time for some of our smaller Associations and a lack of numbers has unfortunately seen the loss of the Boyup Brook, Muckinbudin, WA Men's & Mixed and Wyalkatchem Netball Associations.

However, 2017 saw a break in this trend with a new Association in West Coast Men's and Mixed come on board. This new Association will be a key player in moving to grow Netball WA's men's and mixed netball competitions in the future.

As planned, in 2017 Netball WA utilised the comprehensive Clubs Database built in 2016 and we believe this has enabled broader, and better communication with the whole of our Membership. 2018 will see us build on this database to ensure our direct and timely communication with clubs continues to improve.

MEMBERSHIP

Since 2013, and with the introduction of Suncorp NetSetGO taking the place of modified netball competitions, Senior and Junior membership numbers have increased by just over 5,000 participants. Additionally, with the abolishment of the Non-Playing member fee we have seen Non-Player registrations increase by over 200% from 2013 numbers.

2017 saw a moderate increase in membership of 2% on 2016 numbers. The breakdown of the membership categories was as follows:

Membership	
Senior	10,324
Junior	25,561
Non-Playing	3,579
Life Member	64
Total	39,528



KIDSPORT

VISION

Drive the evolution of our sport, removing limitations on participation.

A report provided by the Department of Local Government, Sport and Cultural Industries indicated that in 2017, KidSport assisted 4,346 children, an increase of 11% from the previous year, from 107 Local Governments in joining a netball Club/ Association. With 82.5% of these children not previously being involved in netball, it is evident that such an initiative continues to have a positive impact on our sport.

Since KidSport's inception in 2011, 21,246 vouchers from 113 Local Governments have been issued to youngsters, many from diverse backgrounds. These children have registered to play within 466 netball clubs and associations during the same time period.

Joint Business Plans

VISION

Ensure Netball, our Regions and Associations are adequately resourced to build capacity and deliver our sport.

In 2016 Netball WA successfully implemented a Joint Business Plan (JBP) with each of our 11 Regions. These plans outlined key actions agreed upon by each Region, supporting their strategies in areas of: Governance and Management, Performance, Pathways, Participation, Commercialisation and Facilities.

Aligned with Netball WA's 2013 - 2018 Strategic Plan, the JBPs provided a platform for each Region to report on key performance indicators. The bi-annual reporting provided by each Region effectively identified areas of strength and areas where further assistance was required. 2017 saw the reporting of the Joint Business Plans move onto the Plans@ Work platform with a view to make it more efficient for our Regions to report.

As in 2016, several Regions used the JBPs as the reporting tool for their WA Department of Sport and Recreation Regional Organisational Sustainability Program, which has assisted them in only having to provide a single report to both the WA Department of Sport and Recreation and Netball WA.

Netball WA will work to continue to ensure future JBPs are used effectively and efficiently to assist each Region in operational function and furthering new opportunities.

Associations Incorporations Act 2015

VISION

To lead and develop our stakeholders through strong governance, workforce and administration.

Following almost 18 months of development, Netball WA released the Template Association Constitution in late 2017. Netball WA will continue to do work in this area and plan to have a Template Club Constitution available in early 2018.

Netball Community Raffle

VISION


Ensure Netball WA is an influencer of local government and commercial operators to secure access and development of facilities for our sports current and future needs.

OUTCOMES

The Netball Community Raffle has two main purposes:

1. To provide Associations and Clubs with a fundraising opportunity, with 60% of the funds they raise returned to them; and
2. To put funds aside for future facility investment with the remaining 40% placed in a Community Facilities Fund.

Now in its third year, the Netball Community Raffle has now become a key fundraising activity for a number of Associations and Clubs with 21 having participated in all three editions. In that time, it has returned almost \$135K back to Regions, Associations and Clubs with an additional \$78K going into the Community Facilities Fund.



This year School P&Cs were also invited to participate with only Carnarvon Community College P&C taking up the opportunity.

The 2017 Community Raffle saw some new partners come on board. As part of a wider agreement with Nissan Australia, Nissan were secured as our principle partner which included the supply of a brand-new Nissan X-Trail Ti 4WD 2.5L CVT as the first prize. Karma Resorts were another first time partner this year, providing a fantastic accommodation package at their award-winning Karma Kandara resort in Ungasan, Bali as the second prize. Perth Arena again supported the Raffle providing a 12-seat suite for a Cirque de Soliel show as the third prize. Fourth and fifth prizes were a box at a 2018 West Coast Fever game and a 2018 West Coast Fever Emerald Family Membership, respectively.

Netball WA would like to thank Nissan Australia, Karma Resorts and Perth Arena for their generous support for the Netball Community Raffle in 2017.

2018 will see the Netball Community Raffle return for a fourth consecutive year, and all Associations and Clubs are encouraged to make this their main fundraising activity for the year.



Community Facilities Fund

VISION

- **Ensure Netball WA, our Regions and Associations are adequately resourced to build capacity and deliver our sport; and**
- **Ensure Netball WA is an influencer of local government and commercial operators to secure access and development of facilities for our sports current and future needs.**

OUTCOMES

COMMUNITY FACILITIES FUND

Following its inaugural year in 2016, 2017 saw the second instalment of the Community Facilities Fund, which utilises 40% of the funds raised through the Netball Community Raffle for future facility investment. In July, applications were opened for the 2017 round of funding through this initiative. Netball WA received nine applications, three for small grants of \$2,000 or less and 6 for large grants of up to \$10,000. Netball WA were pleased to be able to approve funding for five of these, totalling over \$35,000 - taking the total funding provided over the last two years to almost \$50,000.

With the continued success of the Netball Community Raffle, through the Community Facilities Fund, Netball WA will be able to give further assistance to key netball infrastructure projects in the future to ensure that the growth of Netball is well supported by the necessary facilities.

FACILITIES

Released in 2015, the Netball WA Strategic Facilities Plan, funded by the WA Department of Recreation and developed in conjunction with Basketball WA, delivers on one of netball's key strategic objectives. This is a comprehensive resource that will assist our membership, the wider netball community, local government and commercial centres in the development of facilities for the sports current and future needs.

The Strategic Facilities Plan outlines the likely population growth patterns within our state over the coming years and identifies the future requirements for further facilities to accommodate this growth. The document also contains the framework to indicate how Netball WA is able to provide support and guidance to its key stakeholders.

The Strategic Facilities Plan, along with the Netball Australia National Facilities Policy, provide stakeholders and Member Organisations with a framework that can assist in the planning and development of community netball facilities.

COMMUNITY ENGAGEMENT



ScoolNet

VISION

Grow relationships with all netball providers across the State, including indoor centres, schools, commercial providers, community groups and education institutions.

OUTCOMES

In 2017 a total of 16,289 participants engaged in Netball WA's ScoolNet Clinics, across 130 schools. These clinics were delivered by 32 Community Coaches and the SEDA Netball WA Sports Development Program students. This program has seen a 128% growth throughout the strategic plan period.

The past two years have seen overall ScoolNet numbers decrease, partly in response to the introduction of the Federal Government's Sporting Schools initiative in 2016, with schools choosing to utilise available government funding to engage in netball programs.

The West Coast Fever Cup has continued to grow with 35 competitions engaging with 9,940 participants in 2017. This is just under double the number of participants engaged in the program at the beginning of the strategic plan period. West Coast Fever Fastball has grown by over 12,000 participants over the strategic plan period with 19,331 participants engaging in 2017.



Sporting Schools

VISION

Grow relationships with all netball providers across the State, including indoor centres, schools, commercial providers, community groups and education institutions.

OUTCOMES

The Australian Government continued to fund the Sporting Schools program in 2017. The \$100m funding initiative brings together schools and sport, encouraging students to get active and increase their participation in sport. The Sporting Schools program saw continued growth in programs in 2017, with over 5,000 participants engaged in 91 programs across 84 schools.

In 2017, Sporting Schools piloted a high school program using the Fast5 Netball product. Selected schools were engaged to participate in the program, and Netball WA was allocated one program at Southern River College. The program catered for 24 students, in a four-week implementation of the Netball Australia's new participation program Fast5. With the emphasis on inclusion, the Fast5 program saw high attendance levels from all participants. The pilot program demonstrated a successful model for future delivery of Fast5 within a school environment.





Suncorp NetSetGO

VISION

Drive the evolution of our sport, removing limitations on participation.

OUTCOMES

Suncorp NetSetGO continues to keep the sport relevant against ever changing markets, while also contributing to the growth of netball in Western Australia. The reach of Suncorp NetSetGO in 2017 was extensive, with its footprint extending across schools, associations, clubs, community groups and private providers.

In 2017, Suncorp joined as the naming rights partner, and the program underwent full rebranding. Additionally, 2017 was also the initial year of direct Suncorp NetSetGO pack fulfillment, where upon participant registration, the pack was sent directly to the participant's address instead of to the Suncorp NetSetGO Centre. This was a positive change.

The program experienced growth across all areas of the program in 2017. 448 Centres used the online Suncorp NetSetGO MyNetball module, with 62% of all participants using the self-enrolment function - almost double the number using that process in 2016.

In 2017, there were 14,145 participants registered across 887 programs. Of those Suncorp NetSetGO participants registered across the State, 1,010 participated in programs operated by Netball WA.

In 2017, 3,553 participants engaged in inclusion Suncorp NetSetGO, a version of the program offered to centres with high inclusion populations.

NetSetGO Inclusion Program	Participant Numbers
Indigenous	1,778
Disability	530
CaLD	1,429

In 2017, Netball WA showcased Suncorp NetSetGO at a variety of events, targeting new markets. Through this and other "Come and Try" programs, 5,275 participants engaged with the program and Netball WA.

Across the strategic plan period Suncorp NetSetGO numbers have grown by over 1000%, with full program numbers increasing by 10,000 participants. Netball WA will continue to foster opportunities to continue to grow this number.



Aboriginal Netball Programs

VISION

- **Enhance links with a range of diverse populations across WA;**
- **Ensure our pathways are inclusive, innovative and connected.**

OUTCOMES

Aboriginal Youth Gala Day

The Aboriginal Youth Gala Day continues to be an important event on the Netball WA calendar, serving as a solid platform for the commencement of the Netball WA Aboriginal Grassroots Sites Program, which in turn, prepares young netballers to compete in the NAIDOC Netball Carnival later in the year.

Since its inception in 2009, the Aboriginal Youth Gala Day has grown in stature, building in 2017 to 33 teams. Games of the highest quality were contested across five separate age divisions on the day; namely Suncorp NetSetGO, 12U, 14U, 16U and 18U.

The 2017 event, held at the Mandurah Netball Association, was run with the support of the Department of Local Government, Sport and Cultural, and partnered for the first time with the West Australian Football Commission's Nicky Winmar Carnival at the adjacent Bendigo Bank Stadium. Over 1,000 combined netball and AFL participants took part in front of a crowd of more than 3,000 which gathered to watch our finest Aboriginal youth displaying their skills.

Healthway, promoting the Smarter than Smoking Message, The Insurance Commission of Western Australia, promoting the 'Belt Up' message, and the Department of Local Government, Sport and Cultural Industries partnered with Netball WA to support of the event, with additional backing being provided by the City of Mandurah and the Mandurah Netball Association.

The Aboriginal Grassroots Netball Program

The Aboriginal Grassroots Netball Program continued to provide opportunities for development of young Aboriginal netballers, once again operating out of 10 different sites across the South West and Mid West regions.

The 2017 Aboriginal Grassroots Program locations were:

Albany: Albany Netball Association

Geraldton: Geraldton Netball Association

Katanning All Stars: Katanning Netball Association

Kwinana Djarlyn: Rockingham and Districts Netball

Association

Mandurah Yirra Djinda: Mandurah Netball Association

Moorditj Yorgas: Bunbury Netball Association

Narrogin: Narrogin and Districts Netball Association

Noranda: Noranda Netball Association

Northam Yirra Djinda: Northam Netball Association

Woola Woola Koolankas: Joondalup Netball Association

The program included 8-10 weeks of training, focusing on skill and game development for young players. Netball WA assisted with the delivery of the Grassroots program by providing specialist netball sessions to aid the development of players, coaches, umpires and volunteers in the lead up to regular Association seasons, and community netball carnivals.

In addition, the Grassroots Sites Program provided opportunities for participants to compete at the Aboriginal Youth Gala Day, Smarter than Smoking Association Championships, the annual NAIDOC Netball Carnival, and the inaugural Mid West NAIDOC Netball Carnival. There was an excellent uptake of these opportunities either by Grassroots Sites entering representative teams, or by site participants directly representing their local Associations or teams.

The Inclusion Accreditation Camp was held for the second year running, with two volunteers from each Grassroots Site being invited to the State Netball Centre for a packed weekend of education and activities. Accredited presenters delivered Coaching and Umpiring Courses, which saw a total of 31 Accreditations completed as follows:

Foundation Coaching Accreditation:	11
Development Coaching Accreditation:	7
Intermediate Coaching Accreditation:	5
Foundation Umpiring Accreditation:	8

The camp also featured a Bench Officials Education course, a strapping course, plus a meeting of representatives from each Grassroots Site. To cap the program off, participants were treated with attendance at the West Coast Fever and Adelaide Thunderbirds Game at Perth Arena, plus the Western Sting and Tasmanian Magpies Australian Netball League game at the State Netball Centre.

NAIDOC Netball Carnivals

NAIDOC NETBALL CARNIVAL - PERTH

The NAIDOC Netball Carnival has cemented itself as one of the largest Aboriginal and Torres Strait Islander sporting events in the country. A record 114 teams involving more than 1,200 players and coaches participated in the 2017 event held at the Wembley Sports Park on 5 July.

The highlight of Netball WA's NAIDOC Week celebrations, the 2017 NAIDOC Netball Carnival proved to be another wonderful celebration of Indigenous culture and achievement, with teams travelling from right across Western Australia to proudly represent their respective communities.

The carnival continues to grow year on year, in both size and significance and serves to highlight the important place our sport of netball holds within the Aboriginal and Torres Strait Islander community.

The carnival catered for players of all ages, from the Suncorp NetSetGO Division, through to the Open A Division, which was won by Gina's Dream Team.

Two major trophies were awarded on the day, with the Josie Janz-Dawson trophy for the Most Valuable Player across all junior Divisions going to Kaylee Fisher, while the Gina Kickett Memorial Trophy for Senior MVP being won by Demi Oakley.

The NAIDOC Netball Carnival again served as an invaluable platform for off-court education as well, with a series of service providers including the Aboriginal Health Council of WA, Asthma WA, Heart Foundation, Mental Health Commission, Australian Electoral Commission, Shooting Stars, Women and Newborn services, Yorganup Association Incorporated and the Australian Indigenous Mentoring Experience (AIME) all engaging with the community.

Healthway, promoting the Smarter than Smoking Message, The Insurance Commission of Western Australia, promoting the 'Belt Up' message, and the Department of Local Government, Sport and Cultural Industries partnered with Netball WA to support of the event.

Josie Janz-Dawson Trophy: Kaylee Fisher

Gina Kickett Memorial Trophy: Demi Oakley

NORTH WEST NAIDOC NETBALL CARNIVAL - DERBY

The North West NAIDOC Carnival, held in Derby in early July, reached new heights with a record 18 teams competing, including two teams from the Shooting Stars program, an initiative of Glass Jar Australia and Netball WA.

Held on Nyikina Country at the Derby Sport & Recreation Centre, teams travelled from Halls Creek, Broome and Pandanus Park, joining with teams from Derby to compete in the two-day carnival.

Divisions offered were Women's, Girls 18U, Girls 14U, and Mixed Netball. Friendly rivalries made for some excellent contests across the weekend.

The carnival not only provided an opportunity to introduce Indigenous participants to competitive netball, but was also a platform to increase awareness and education around health promotion, health prevention and care benefits for Aboriginal and Torres Strait Islander communities.

The North West NAIDOC Carnival was made possible by the support of partners Shire of Derby, Shire of West Kimberley and the Kimberley Development Commission, as well as the facilitation and coordination by staff from the Shooting Stars program.

MID WEST NAIDOC NETBALL CARNIVAL - GERALDTON

Hosted by Netball WA, in conjunction with Shooting Stars the inaugural Mid West NAIDOC Netball Carnival was held at Geraldton Netball Association in September, with 16 teams competing in the event.

The large number of teams showing their support for this carnival in the inaugural year, demonstrated the strong relationship netball shares with the Aboriginal and Torres Strait Islander communities in Western Australia.

The four divisions - 12U, 14U, 16U & Senior - were strongly contested, with Grassroots Sites netballers, local players and Shooting Stars representatives all taking part.

Of note was Shooting Stars entering a total of four teams from Carnarvon, Meekatharra and Mullewa, as well as four students from Mt Magnet District High School.

Prior to the carnival, Netball WA took the opportunity to deliver a Face-to-face Foundation Umpiring Course to 55 participants who were in Geraldton for the carnival.

The 2017 Mid West NAIDOC Netball Carnival was proudly supported by Healthway and the Insurance Commission of Western Australia, as well as Shooting Stars partner Rio Tinto.

Aboriginal All Stars Program

The Aboriginal All Stars Program is the first point of entry to the Netball pathway for Aboriginal and Torres Strait Islander athletes.

For the first time, a separate trial was conducted to select the two Aboriginal All Stars teams, with over 50 girls vying for positions in the program. Additional assessments were made at the NAIDOC Netball Carnival prior to the 26-strong squad being chosen. Two of the selected Aboriginal All Star athletes subsequently accepted positions to their representative Region's DADRA program.

The training program included eight on-court sessions and participation in match play at against other Regions at the Hub Day at Ray Owen Sports Complex. The off-court education component of the program included attendance at a Mental Health Seminar delivered by the Drug and Alcohol Foundation. Athletes achieved a 90% average attendance, which was a significant increase from previous years.

ABORIGINAL ALL STARS RESULTS

18U Aboriginal All Stars Team

Academy Cup	Division 1 – 8th
-------------	------------------

14U Aboriginal All Stars Team

Cadet Cup	Division 2 – 5th
-----------	------------------

The **Spirit of Academy Award** was awarded to Aboriginal All Stars athlete Mavis Lyndon.



Inclusion Netball Programs

VISION

- **Enhance links with a range of diverse populations across WA;**
- **Ensure our pathways are inclusive, innovative and connected.**

NO LIMITS NETBALL

With the support of Netball WA, No Limits Programs were conducted by seven different Associations and Clubs in 2017, allowing for greater potential for growth.

Eight teams competed in the No Limits Division of the Smarter than Smoking Association Championships, including a school team representing Sacred Heart College. The final was held in front of a packed crowd inside the State Netball Centre, with Fremantle Jaffas winning for a third consecutive year.

Other opportunities presented to No Limits participants included selection to the Marie Little OAM WA State Team, the ACC No Limits Netball Carnival, and Spring Season Competitions at both Perth Netball and Southern Districts Netball Associations.

VisAbility provided a grant for the operation of the No Limits Netball program for the third successive year.

MARIE LITTLE OAM SHIELD

The Marie Little OAM Shield provides an opportunity for State and Territory netball players with an intellectual disability to compete at a National tournament. The tournament, held in Western Australia for the first time, was hosted by Netball Australia with the support of Netball WA.

The WA team showed much improvement from the previous year's tournament, excitingly breaking through for their maiden victory. Following up with a second win during the rounds, WA eventually placed 6th after playoffs.

Participants demonstrated equal measures of competitiveness and support for fellow players from all states.

In a further boost to the West Australian side, shooter Shakira Jamieson was awarded the inaugural Naomi Perry Spirit of Netball Award, recognising her sportsmanship across all three days.

The West Australian Marie Little OAM Shield Team was proudly supported by Chandler Macleod.

2017 MARIE LITTLE OAM SHIELD STATE TEAM PLACING 6TH

First Name	Last Name	Club:
Ruby	Connor (Captain)	Fremantle Netball Association
Lily	Rogers (Vice Captain)	Wanneroo Districts Netball Association
Tonia	Allegretta	Fremantle Netball Association
Angela	Celenza	Fremantle Netball Association
Jade	Franz	Fremantle Netball Association
Tamikia	Galgey	Perth Netball Association
Kim	Heula-Smith	Wanneroo Districts Netball Association
Shakira	Jamieson	Fremantle Netball Association
Grace	Pirie	Perth Netball Association
Anne-Marie	Rich	Perth Netball Association
Bronwyn	Sutton	Fremantle Netball Association
Sherilee	Tussler	Fremantle Netball Association
Paige	Gaudio*	Fremantle Netball Association
Carolyn	Jurgens*	Fremantle Netball Association

*Did not compete

COACHING AND SUPPORT STAFF

Head Coach	Jaime-Leigh Strickland
Assistant Coach	Lorraine English
Manager	Zenda Cocivera



Multicultural Netball Carnival

The Multicultural Netball Carnival is a one-day event run by Netball WA with the support of the Office of Multicultural Interests as well as the Department of Local Government, Sport and Cultural Industries, Communicare and Edmund Rice. It promotes participation and engages players from a wide variety of ethnicities to foster their netball skills in a fun and encouraging environment.

The 2017 carnival, held in August at the State Netball Centre, was a true celebration of Western Australia's cultural diversity with a record 41 teams and over 450 participants representing more than 60 nationalities taking part.

Fast5 Netball

VISION

Drive the evolution of our sport, removing limitations on participation.

OUTCOMES

Western Australia was the first State in Australia to conduct Fast5 Netball competitions. Beverley Netball Club became the first centre in the country to run an official competition, kicking off in late October 2017. This was followed soon afterwards by competitions at the State Netball Centre, Hamersley Recreation Centre and Belmont Oasis Leisure Centre.

The competitions followed a number of successful pilot programs held in Belmont, and at the State Netball Centre, earlier in 2017.



COMPETITIONS & AWARDS

West Australian Netball League

VISION

To provide a sustained high-performance competition that creates an environment for players, coaches, umpires, officials and Regions to develop and maximise their abilities through training, education and performance.

OUTCOMES

Running from April to August, the West Australian Netball League played out its 29th season in 2017. In total, 166 matches were played across three divisions, featuring 22 teams from eight Regions throughout Western Australia, with Souwest Jets including a team in the League division.

Matches were played at Ray Owen Sports Centre (Lesmurdie), Mandurah Sports & Aquatic Centre (Mandurah), Northam Recreation Centre (Northam), Eaton Recreation Centre (Eaton), Geraldton Netball Association (Geraldton), Warwick Stadium (Warwick) and the State Netball Centre (Jolimont). Grand Final Day was hosted on the show court at State Netball Centre for the first time in front of a crowd in excess of 1,000 supporters. 2017 also featured four Mens exhibition matches, with the aim of creating a Men's division in 2018.

In the League division, West Coast Warriors became back to back Premiers after defeating the Coastal Sharks 47-43 in an exciting and tight contest. Sharks captain Jessica Penny was named Grand Final Most Valuable Player.

The Coastal Sharks won their sixth consecutive Reserves premiership by defeating West Coast Warriors 55-43 in a repeat of the 2016 Reserves Grand Final. Sharks Captain Rebecca Nitschke led from the front to win the Most Valuable Player.

In the 18U Division, the Perth Lions went through the season undefeated to secure the premiership. The Lions defeated the West Coast Warriors 56-43 with Sloan Burton (Perth Lions) named Most Valuable Player.

During the season, Kodie Blay from the South East Demons became just the third player to reach 250 League games, while Ashleigh Neal returned from England to play her 200th game for Demons. Others to achieve milestones included Warriors' teammates Andrea Gilmore, Denise Shepley and Jessica Eales, and Wheatbelt Flames duo Stacey Mourish and Sarah East, who all celebrated 100 WANL League games. Justin Barnes umpired his 50th League match.

Andrea Gilmore (West Coast Warriors) won the Jill McIntosh Medal for the fairest and best player during the 2017 West Australian Netball League season, narrowly beating Coastal Sharks' captain Jessica Penny by one vote. It was Gilmore's second Jill McIntosh Medal.

West Coast Warriors capped a successful season, being crowned the 2017 West Australian Netball League Club of the Year after qualifying a team in the Grand Final of all three divisions for the second year in succession.



2017 WANL LEAGUE LADDER

	Played	Won	Lost	Draw	%	Points
West Coast Warriors	14	13	1	0	143.73	26
Coastal Sharks	14	11	3	0	125.39	22
South East Demons	14	9	5	0	118.59	18
Perth Lions	14	7	7	0	103.10	14
Rangers	14	5	9	0	88.12	10
Wheatbelt Flames	14	3	10	1	75.71	7
Souwest Jets	14	0	13	1	68.31	1

LEAGUE FINALS SERIES

Semi Final 1	Coastal Sharks	50	def	West Coast Warriors	42
Semi Final 2	South East Demons	64	def	Perth Lions	55
Preliminary Final	West Coast Warriors	59	def	South East Demons	49
Grand Final	West Coast Warriors	47	def	Coastal Sharks	43
Grand Final MVP	Jessica Penny (Coastal Sharks)				

2017 WANL RESERVES LADDER

	Played	Won	Lost	Draw	%	Points
West Coast Warriors	14	13	1	0	131.35	26
Coastal Sharks	14	12	2	0	159.84	24
Perth Lions	14	8	6	0	104.96	14*
Rangers	14	6	8	0	81.26	12
South East Demons	14	5	9	0	80.96	10
Wheatbelt Flames	14	4	10	0	82.82	8
Souwest Jets	14	1	13	0	81.35	0*

RESERVES FINALS SERIES

Semi Final 1	Warriors	47	def	Coastal Sharks	39
Semi Final 2	Perth Lions	40	def	Rangers	36
Preliminary Final	West Coast Warriors	50	def	Perth Lions	45
Grand Final	Coastal Sharks	55	def	West Coast Warriors	43
Grand Final MVP	Rebecca Nitschke (Coastal Sharks)				

2017 WANL 18U LADDER

	Played	Won	Lost	Draw	%	Points
Perth Lions	14	14	0	0	148.91	28
West Coast Warriors	14	12	2	0	152.51	24
Souwest Jets	14	9	4	1	115.52	19
Wheatbelt Flames	14	7	6	1	100.00	15
Coastal Sharks	14	4	10	0	92.12	8
Rangers	14	4	10	0	88.02	8
South East Demons	14	4	10	0	80.15	8
Midwest Tigers	14	1	13	0	62.09	2

18U FINALS SERIES

Semi Final 1	Perth Lions	49	def	West Coast Warriors	38
Semi Final 2	Souwest Jets	38	def	Wheatbelt Flames	37
Preliminary Final	West Coast Warriors	54	def	Souwest Jets	50
Grand Final	Perth Lions	56	def	West Coast Warriors	43
Grand Final MVP	Sloan Burton (Perth Lions)				

Association Championships

VISION

Growth and unity of our sport through increased participation and engagement;

To develop and deliver events, competitions and programs to the highest standards.

OUTCOMES

For the third consecutive year, the Smarter than Smoking Association Championships was held at the State Netball Centre and Wembley Sports Park, with more than 13,000 participants and spectators attending the event. A total of 267 teams competed across 36 divisions in the following six age groups; 12U, 13U, 14U, 15U, 17U, Open and No Limits.

The competition was conducted over the WA Day long weekend (2-4 June) and featured teams from across Western Australia, Singapore and Botswana. Matches were played across two 15 minute halves with the top two Association teams at the end of the round robin format playing off in their division Grand Final. The Championships were opened by the Town of Cambridge Mayor Keri Shannon, with Local Member for Bicton, Lisa O'Malley MP also attending the opening ceremony.

The Championships also provided a platform to identify and test umpires and talent identify players and coaches. A highlight of the Championships was the Botswana 21U team who used the Championships as part of their 21U World Youth Cup preparations. Botswana were a crowd favourite with their unique netball warmups and dance routines seeing large numbers of spectators at their games.

RESULTS - FINALS

Open 1	Northside Nissan WDNA def. Perth	32-12
Open 2	Fremantle def. Mandurah	25-19
Open 3	Fremantle def. Perth	21-14
Open 4	Bunbury def. Ongerup	22-20
Open 5	Eastern Hills def. Southern Districts	26-13
17U 1	Mandurah def. Busselton	23-21
17U 2	Rockingham def. Southern Districts	23-22
17U 3	Geraldton def. Bunbury	16-15
17U 4	Esperance def. Kalamunda	20-19
17U 5	Katanning Allstars GRS def. Noranda	27-25
15U 1	Fremantle def. Northside Nissan WDNA	26-17
15U 2	Northside Nissan WDNA def. Fremantle	20-8
15U 3	Mandurah def. Fremantle	16-12
15U 4	Manjimup def. Woola Woola Koolankas	25-23
15U 5	Kalamunda def. Geraldton	25-14
14U 1	Northside Nissan WDNA def. Fremantle	23-15
14U 2	Geraldton def. Northside Nissan WDNA	30-14
14U 3	Fremantle def. Joondalup	27-23
14U 4	Noranda def. Southern Districts	21-11
14U 5	Perth def. Margaret River	24-13
14U 6	Manjimup def. Success	19-11
13U 1	Fremantle def. Northside Nissan WDNA	27-20
13U 2	Fremantle def. Northside Nissan WDNA	24-18
13U 3	Northside Nissan WDNA def. Fremantle	13-11
13U 4	Kalamunda def. Fremantle	11-8
13U 5	Perth def. Bunbury	23-15
13U 6	Belmont def. Success	18-7
12U 1	Fremantle def. Southern Districts	19-13
12U 2	Fremantle def. Joondalup	18-16
12U 3	Kalamunda def. Northside Nissan WDNA	14-6
12U 4	Kalamunda def. Success	16-13
12U 5	Perth def. Geraldton	20-9
12U 6	Noranda def. Leschenault Blue	25-10
12U 7	Margaret River def. Manjimup	12-8
12U 8	Esperance def. Success	18-11
No Limits	Fremantle Jaffas def. Southern Districts Red Devils	15-5



Academy Cup

VISION

To provide a sustained high-performance competition that creates an environment for players, coaches, umpires, officials and Regions to develop and maximise their abilities through training, education and performance.

OUTCOMES

The 2017 Academy Cup was held at the State Netball Centre from 6- 8 October 2017. The competition featured 20 teams from the 11 netball Regions across Western Australia, and included the Aboriginal All Stars team. The Academy Cup consisted of two divisions, both consisting of ten teams, with matches played over four 10 minute quarters. Each team played all other teams in their division, and then played off in one round of finals to determine their final position.

In the Division 1 Grand Final, Coastals Netball Region defeated South West Netball Region 35-25 to be declared the Division 1 Champions. Division 2 was won by Coastals Netball Region, who defeated Goldfields Netball Region 38-18 in their 1st place playoff.

The Academy Cup serves as the annual culmination of the Develop a Diamond Regional Academy (DADRA) Program, providing a focus on the long-term development of players, coaches and umpires. The “Spirit of Academy” Awards are presented to athletes who had shown commitment and improvement during the course of the DADRA Program, throughout both the training environment and at the Academy Cup competition. DADRA coaches and umpires were recognised for their performances throughout the DADRA Program and Academy Cup.

ACADEMY CUP DIVISION 1

1st	Coastal Netball Region
2nd	South West Netball Region
3rd	Darling Range Netball Region
4th	West Coast Netball Region
5th	South East Demons Netball Region
6th	Perth Lions Netball Region
7th	Goldfields Netball Region
8th	Aboriginal All Stars
9th	Midwest Gascoyne Netball Region
10th	Wheatbelt Netball Region
<hr/>	
Grand Final	Coastal Netball Region def. South West Netball Region 35-25

ACADEMY CUP DIVISION 2

1st	Coastal Netball Region
2nd	Goldfields Netball Region
3rd	West Coast Netball Region
4th	South West Netball Region
5th	Great Southern Netball Region
6th	Darling Range Netball Region
7th	Perth Lions Netball Region
8th	North West Netball Region
9th	South East Demons Netball Region
10th	Midwest Gascoyne Netball Region
<hr/>	
Grand Final	Coastal Netball Region def. Goldfields Netball Region 38 -18

SPIRIT OF ACADEMY AWARDS

Aboriginal All Stars: Mavis Lyndon

Coastal Netball Region: Taylor Finch & Abby Hicks

Darling Range Netball Region: Morgan Styles & Rhiannon Goodman

Goldfields Netball Region: Isabella Dwyer & Jade Smallman

Great Southern Netball Region: Sophie Lynch & Imogen Sivwright

Midwest Gascoyne Netball Region: Brianna King & Hannah Trusso

North West Netball Region: Kayla May

Perth Lions Netball Region: Trinity Rond & Rachel Whepaldale

South East Demons Netball Region: Chelsea Henderson & Rachel Hetherington

South West Netball Region: Jessie Whitehead & Shae Skraha

West Coast Netball Region: Amy Donaldson & Ashleigh Weyer

All Star Umpire Award: Cheyenne Richards (Goldfields Netball Region)

Emerging Talent Umpire Award: Lauren Fraser (South East Demons Netball Region)

All Star Coach Award: Michelle Wilsher (South West Netball Region)

Emerging Coach Umpire Award: Tracey Mead (Perth Lions Netball Region)

Cadet Cup

VISION

Growth and unity of our sport through increased participation and engagement. To develop and deliver events, competitions and programs to the highest standards.

OUTCOMES

The 2017 Cadet Cup was held at the Perth Netball Association on October 7 and 8, 2017. The competition featured 50 teams from the 11 netball Regions across Western Australia, and included the Aboriginal All Stars team. The Cadet Cup featured the following age groups; 16U, 14U, 13U and 12U. Matches were played over four x 10 minute quarters, with all teams featuring in play off matches to determine final positions.

Coastal Netball Region dominated the 12U and 13U age groups winning the title in all four divisions. Darling Range Netball Region made the grand final in five of the seven divisions, with their sole win coming in 14U Division 1. West Coast Netball Region were victorious in 14U Division 2 and Perth Lions Netball Region were crowned champions of the 16U Division.

CADET CUP 16U

1st	Perth Lions Netball Region
2nd	Darling Range Netball Region
3rd	West Coast Netball Region
4th	South East Demons Netball Region
5th	Great Southern Netball Region
6th	Wheatbelt Netball Region
Grand Final Perth Lions Netball Region def. Darling Range Netball Region 35-25	

CADET CUP 14U DIVISION 1

1st	Darling Range Netball Region
2nd	Coastal Netball Region
3rd	Perth Lions Netball Region
4th	West Coast Netball Region
5th	South East Demons Netball Region
6th	South West Netball Region
Grand Final Darling Range Netball Region def. Coastal Netball Region 30 -14	

CADET CUP 14U DIVISION 2

1st	West Coast Netball Region
2nd	Darling Range Netball Region
3rd	North West Netball Region
4th	South East Demons Netball Region
5th	Aboriginal All Stars
6th	Wheatbelt Netball Region
Grand Final West Coast Netball Region def. Darling Range Netball Region 37 - 13	

CADET CUP 13U DIVISION 1

1st	Coastal Netball Region
2nd	West Coast Netball Region
3rd	South East Demons Netball Region
4th	Darling Range Netball Region
5th	South West Netball Region
6th	Great Southern Netball Region
7th	Perth Lions Netball Region
8th	Goldfields Netball Region
Grand Final Coastal Netball Region def. West Coast Netball Region 37 -24	

CADET CUP 13U DIVISION 2

1st	Coastal Netball Region
2nd	Darling Range Netball Region
3rd	West Coast Netball Region
4th	Perth Lions Netball Region
5th	Midwest Gascoyne Netball Region
6th	South East Demons Netball Region
7th	Goldfields Netball Region
8th	Wheatbelt Netball Region
Grand Final Coastal Netball Region def. Darling Range Netball Region 31 -16	

CADET CUP 12U DIVISION 1

1st	Coastal Netball Region
2nd	Darling Range Netball Region
3rd	South East Demons Netball Region
4th	West Coast Netball Region
5th	Perth Lions Netball Region
6th	South West Netball Region
7th	Midwest Gascoyne Netball Region
8th	Wheatbelt Netball Region
Grand Final Coastal Netball Region def. Darling Range Netball Region 18 - 16	

CADET CUP 12U DIVISION 2

1st	Coastal Netball Region
2nd	Great Southern Netball Region
3rd	Darling Range Netball Region
4th	West Coast Netball Region
5th	South East Demons Netball Region
6th	Perth Lions Netball Region
7th	North West Netball Region
8th	Wheatbelt Netball Region
Grand Final Coastal Netball Region def. Great Southern Netball Region 22 - 14	

2017 High Performance

VISION

Achieving sustained high performing talent through education, training, recruitment and retention programs

OUTCOMES

19U STATE TEAM – PLACING 3RD

First Name	Last Name	Region
Rose	Aryang	Darling Range Netball Region
Natalie	Bright	Coastal Netball Region
Kate	Duncan	South West Netball Region
Zoe	Fisher (VC)	Coastal Netball Region
Keely	Fitzpatrick	Perth Netball Region
Courtney	Kruta	South East Demons Netball Region
Olivia	Lewis	Coastal Netball Region
Morgan	Millar	South East Demons Netball Region
Alkira	Rodney	South West Netball Region
Annabel	Saggers	Perth Netball Region
Helen	Taylor (C)	West Coast Netball Region
Phoebe	Wilcox (VC)	Coastal Netball Region

COACHING AND SUPPORT STAFF

Head Coach	Andrea McCulloch
Assistant Coach	Lorraine English
Manager	Sondra Anderson
Physiotherapist	David Moala
Analyst	Malcolm Wright

NETBALL WA 19U MOST VALUABLE PLAYER

Olivia Lewis

17U STATE TEAM – PLACING 4TH

First Name	Last Name	Region
Sunday	Aryang	Darling Range Netball Region
Chelsea	Bartlett	Coastal Netball Region
Sloan	Burton	Perth Netball Region
Riley	Culnane	South West Netball Region
Meg	Gibson	West Coast Netball Region
Bianca	Grickage	West Coast Netball Region
Eli	Johnstone (VC)	West Coast Netball Region
Georgia	Morgan	West Coast Netball Region
Jessica	Repacholi	South West Netball Region
Shantelle	Tassone (C)	South West Netball Region
Katie	Te Ao	Darling Range Netball Region
Molly	Warne	Coastal Netball Region

COACHING AND SUPPORT STAFF

Head Coach	Sue Gerrard
Assistant Coach	Michelle Willsher
Manager	Debra Poole
Apprentice Coach	Jaime-Leigh Strickland
Physiotherapist	Luke Tozer
Analyst	Malcolm Wright

NETBALL WA 17U MOST VALUABLE PLAYER

Sunday Aryang



2017 National Awards and Recognition

AUSTRALIAN 19U NATIONAL SQUAD SELECTION

Natalie Bright

Olivia Lewis

Alkira Rodney

AUSTRALIAN 17U NATIONAL SQUAD SELECTION

Sunday Aryang

Sloan Burton

Jessica Repacholi

AUSTRALIAN TALL ATHLETE SQUAD

Molly Warne

17U NATIONAL NETBALL COMPETITION MOST VALUABLE PLAYER

Sunday Aryang

National Indigenous High Performance Camp

A total of 21 Aboriginal and Torres Strait Islander athletes from across Australia gathered at the Australian Institute of Sport during the 2017 NAIDOC Week, for Netball Australia's inaugural Indigenous High Performance Camp (IHPC).

From 7-9 July, the selected athletes were mentored and supported by netball royalty, including former Aboriginal and Torres Strait Islander Diamonds representatives Marcia Ella-Duncan OAM, Sharon Finnan-White OAM, and Australian Diamonds Coach Lisa Alexander.

Marcia Ella-Duncan was the first Aboriginal and Torres Strait Islander woman to represent Australia in netball, is a member of Netball Australia's Reconciliation Action Plan (RAP) Working Group since 2014, and recently appointed as a Netball Australia Board member.

The following WA athletes were selected to attend the camp:

Alkira Rodney	South West Netball Region
Ashton Embry	South West Netball Region
Myra Ugle	South West Netball Region
Tierrah Miller	Wheatbelt Netball Region



LIFE MEMBERS

Year	First Name	Surname
2017	Nicole	Prothero
2017	Dianne	Williams
2016	Elsma	Merillo
2015	Jacqui	Jashari
2015	Robert	Shaw
2015	Gayle	Watson-Galbraith
2014	Franca	Siatta
2014	Sue	Stacey
2013	Jenny	Huband
2013	Sally	Ironmonger
2013	Sue	Neal
2013	Miranda	Rounsevell
2012	Fran	Haintz
2012	Dot	Lavater
2012	Jenny	Maras
2012	Sandra	Meloncelli
2012	Anne	Parsons
2012	Lyn	Pemberton
2012	Judith	Roberts
2012	Marita	Somerford
2010	Shirley	Christmass
2010	Erica	Pirrotina
2010	Laraine	Thorby
2009	Lyn	Lendrum
2009	Dale	Nielsen
2009	Alan	Pilatti
2009	Judith	Pilatti
2009	Carol	Watson
2008	Mary	Cash
2008	Kaye	Hunter
2008	Sue	Scott (deceased)
2008	Yvette	Thomson
2008	June	Webb
2005	Elizabeth	Booth
2003	Annette	Simper
2002	Margaret	Baldwin OAM
2002	Lea	Hadley
2002	Irene	McKay
2002	Maureen	Simmons
2002	Flo	Starcevic (deceased)
2002	Margaret	Witney (deceased)
1997	Pauline	Mataka
1997	Sue	Neate (deceased)
1997	Helen	Prince
1992	Adele	Simmons
1991	Beryl	Determes
1991	Sara	Donovan (deceased)

Year	First Name	Surname
1991	Coral	Mahony
1991	Helen	Robinson
1989	Nola	Calnon
1988	Fran	Gibbons
1988	Wendy	Lee
1987	Valerie	Eaton
1987	Dawn	Ellis
1986	Jill	McIntosh
1985	Adele	Highet
1983	Julie	Hewson
1980	Rosemary	Allen
1980	Alison	Elliot (deceased)
1980	Kerry	Gates
1980	Barbara	Mayall (deceased)
1980	Colleen	Ranger
1979	Gillian	Anderson
1979	Lynne	Moore (deceased)
1979	Sue	Taylor AM
1979	Eve	Wearne
1977	Jean	Coleman (deceased)
1977	Nancy	Dorrington
1977	Erma	Smith (deceased)
1976	Yvonne	Rate AM
1973	Kath	Larner (deceased)
1972	Glenice	Dillon (deceased)
1970	Fay	Bevan
1970	Kay	Massey
1968	Elsa	Foley (deceased)
1968	Joyce	Sharp (deceased)
1968	Marjorie	Williams (deceased)
1967	Shirley	Ayre
1966	Laura	Tolliday
1964	A	Catherall (deceased)
1964	J	Quigley (deceased)
1962	Mabs	McMahon (deceased)
1960	Yvonne	Ayres
1960	Sylvia	Waring (deceased)
1959	Beryl	Arancini
1959	Pat	Kirby (deceased)
1958	Peg	Felgate (deceased)
1955	Bette	Allison BEM (deceased)
1955	Joyce	Rippin
1953	Eve	Robinson
1953	Yvette	Smith (deceased)
1949	Audrey	Franks
1948	Dorothy	Hoskins (deceased)
1948	Maude	Matthews (deceased)

Please Note: Life Member names are recorded as those at the time the Netball WA Life Membership was awarded.

NETBALL WA AWARDS & ACCOLADES

Jill McIntosh Medallists

WINNERS

YEAR	SURNAME	FIRST	TEAM
2017	Gilmore	Andrea	West Coast Warriors
2016	Rohde	Lindal	South East Demons
2015	Gilmore	Andrea	West Coast Warriors
2014	Neal	Ashleigh	South East Demons
2013	Mckee	Rochelle	Perth Lions
2012	Agbeze	Ama	West Coast Falcons
2011	Joynes	Sally	Coastal Sharks
2010	Blay	Kodie	Midland Brick Demons
2009	Washbourne	Mia	WAIS Power
2008	Beckett	Emma	Coastal Sharks
2007	Hunter	Kym	Perth Bullets
2006	Neal	Kyra	South East Demons
2005	Devitt	Cath	Coastals
2004	Devitt	Cath	Coastals
2003	Fuhrmann	Susan	Souwest Jets
2002	Mitchell	Fiona	Coastals
2001	Santaramita	Amanda	WAIS
2000	Atwell	Michelle	Bullets
1999	Ferguson	Paula	Warriors
1998	Clarke	Naydene	Flames
1997	Lloyd-Woods	Angela	Souwest Jets
1996	Fradd	Leith	Bullets
1995	Seinor	Waveney	Coastal Pumas
1994	Simeon	Peta	Southside Sparks
1993	Mardon	Chelsea	Coastal Raiders
1992	Jarrott	Sharon	Bullets
1991	Jones	Jenny	Flames
1990	Simeon	Peta	Southside Sparks
1989	No Award		

JILL MCINTOSH MEDAL AWARDS NIGHT WINNERS

Jill McIntosh Medal: Andrea Gilmore (West Coast Warriors)

WANL Coach of the Year: Karly Guadagnin (West Coast Warriors)

WANL Bench Official of the Year: Shaunne Higgs

WANL Umpire of the Year: Justin Barnes

WANL Club of the Year: West Coast Warriors

TEAM OF THE YEAR

Goal Shooter:	Sophie Garbin	Coastal Sharks
Goal Attack:	Denise Shepley	West Coast Warriors
Wing Attack:	Kodie Blay	South East Demons
Centre:	Lindal Rohde	South East Demons
Wing Defence:	Jessica Eales	West Coast Warriors
Goal Defence:	Andrea Gilmore	West Coast Warriors
Goal Keeper:	Olivia Lewis	Coastal Sharks

Reserves Fairest & Best: Jasmine Cousins (West Coast Warriors) and Renee Cabassi (Wheatbelt Flames)

18U Fairest & Best: Elycce Webb (Souwest Jets)

Western Sting MVP: Sophie Garbin

19U State Team MVP: Olivia Lewis

17U State Team MVP: Sunday Aryang

Umpire Achievement Award: Christine Johnston

Coach Achievement Award: Belinda Reynolds (Coastal Netball Region)

Volunteer of the Year: Brenda Eales (West Coast Netball Region)



HIGH PERFORMANCE

High Performance Australian Representatives

2016/17 DIAMONDS SQUAD

Courtney Bruce

Natalie Medhurst

2017 FAST FIVE FLYERS

* Natalie Medhurst

Kaylia Stanton

Stacey Marinkovich – Head Coach

Gary Dawson – Analyst

Tamara Sheppard – Manager

**Did not play due to injury*



Western Sting

VISION

Ensure the West Coast Fever has effective recruitment and retention programs to secure talent

OUTCOME

In 2017, the Western Sting claimed their maiden Australian Netball League Gold Medal under the guidance of Head Coach Michelle Wilkins. Led by West Coast Fever training partner Jessica Eales, the team had a blend of youth and experience.

Running concurrently with Suncorp Super Netball the ANL Competition was conducted over an eight-week period – including a finals series – beginning in February and finishing in April. Western Sting displayed significant improvement throughout the rounds which saw Sting qualify for their fifth consecutive finals series.

With finals being held in Perth for the first time Sting had an impressive win in the first semi final defeating the Canberra Giants in overtime, 72-66, securing the first gold medal play off match in the team's history.

In a clinical display Sting dominated the Grand Final match from start to finish beating reigning premiers the Victorian Fury 63 – 47.

Sophie Garbin was also rewarded for a phenomenal season, in which she broke the record for most goals in a season, with the youngster named Most Valuable Player.

The ANL program plays a significant role in the Netball WA pathway through its alignments with West Coast Fever, with the aim of elevating WA players to the Fever Program.



2017 WESTERN STING TEAM SQUAD

First Name	Surname	Region
Sunday	Aryang	Darling Range Netball Region
Natalie	Bright	Coastal Netball Region
Emma	Cosh	West Coast Netball Region
Tess	Cransberg	Perth Lions Netball Region
Jessica	Eales	West Coast Netball Region
Sophie	Garbin	Coastal Netball Region
Kimberley	Shepherd	Perth Lions Netball Region
Brittany	Turnbull	Coastal Netball Region
Lisa	Millman	West Coast Netball Region
Phoebe	Wilcox	Coastal Netball Region
Helen	Taylor	West Coast Netball Region
Jessica	Penny	Coastal Netball Region
Lindal	Rhode	South East Demons Netball Region
Olivia	Lewis	Coastal Netball Region

WEST COAST FEVER PLAYERS

Annika	Lee-Jones	Perth Lions Netball Region
Kaylia	Stanton	Perth Lions Netball Region

SUPPORT STAFF

Coach	Michelle Wilkins
Assistant Coach	Nicole Richardson
Assistant Coach	Belinda Reynolds
Team Manager	Suzanne Lennon
Physiotherapist	Cameron Watkins
Analyst	Gary Dawson
Strength & Conditioning	Paul Goods



Fever in Time

The FIT Program launched in 2011, is a high performance training program that provides the best opportunities for young players to develop and maximise their abilities in netball. Professionalism, high work rates and high standards of skills, tactics and physical competency are the major focus, ensuring the best environment for the development of the participants. Netball WA runs the program with the aim of developing targeted athletes and to bring success to WA at the National Netball Championships. State team selectors attended FIT sessions as part of the State Team selection process.

The FIT program delivered three sessions per week over an 8-week period between October and December 2017.

The sessions were divided into:

- Strength and conditioning
- Skills & conditioning
- Strategies and match play

The sessions introduced challenges and key concepts that align to the West Coast Fever game plan. Strategies and match play sessions provided the athletes the opportunity to work with the State Team coaches, apply skills learned in training and start to build combinations. Throughout the program athletes challenged themselves physically and mentally. Fitness testing results improved for all athletes from the start to conclusion of the program.

The 2017 School Sport WA (SSWA) 15U State School Girls Squad were included in the FIT program in preparation for their Nationals campaign in December 2017 providing valuable match play and strength and conditioning program for the athletes.



FIT SQUAD

2017 Fever in Time Athletes - 17U

Ruth Aryang	Darling Range Netball Region
Chelsea Bartlett	Perth Lions Netball Region/Coastal Netball Region
Sarah Burton	Coastal Netball Region
Sloan Burton	Perth Lions Netball Region
Rachael Cheney	Coastal Netball Region
Sophie Clancy	Coastal Netball Region
Riley Culnane	South West Netball Region
Zoey Coates	West Coast Netball Region
Chelsea Cook	West Coast Netball Region
Amy Donaldson	West Coast Netball Region
Elizabeth Dronfield	West Coast Netball Region
Ella Eastaugh	Coastal Netball Region
Cara Edmonds	Perth Lions Netball Region/Wheatbelt Netball Region
Ashlinn Fair	South East Demons Netball Region
Brooke Gibson	South West Netball Region
Meg Gibson	West Coast Netball Region
Bianca Grickage	West Coast Netball Region
Chloe Harrison	West Coast Netball Region
Emily Hathaway	West Coast Netball Region
Claire Holliday	Coastal Netball Region
Sophia Lamers	Perth Lions Netball Region
Courtney Lindgren	Darling Range Netball Region
Rachael Maxted	Darling Range Netball Region
Georgia Morgan	West Coast Netball Region
Paris Newman	South West Netball Region
Natasha Oberman	Perth Lions Netball Region
Charley Rafferty	West Coast Netball Region
Sydney Rafferty	West Coast Netball Region
Brooke Repacholi	South West Netball Region
Olivia Richardson	Perth Lions Netball Region/West Coast Netball Region
Grace Ritchie	Coastal Netball Region
Trinity Rond	Perth Lions Netball Region
Ella Sigley	Perth Lions Netball Region/Coastal Netball Region
Toni-Marie Smith	Perth Lions Netball Region/West Coast Netball Region
Ella Taylor	South West Netball Region
Giselle Taylor	South West Netball Region
Katie Te Ao	Darling Range Netball Region
Daniella Titoko	Coastal Netball Region
Gardenia Treviranus Asiata	Darling Range Netball Region

Ella Tudor-Roberts	West Coast Netball Region
Kennedy Tupea	South West Netball Region
Montana Turnbull	Coastal Netball Region
O'Shiarn Vale	South West Netball Region
Ruby Wallace	Coastal Netball Region
Gemma Walton	West Coast Netball Region
Kaya Wardle	Coastal Netball Region
Kasey Warren	Great Southern Netball Region
Elycce Webb	South West Netball Region

2017 Fever in Time Athletes - 19U

Sunday Aryang	Darling Range Netball Region
Katherine Bennett	West Coast Netball Region
Kate Buntin	Darling Range Netball Region
Hannah Burke	Coastal Netball Region
Samantha Campbell	Darling Range Netball Region/West Coast Netball Region
Elena Damianopoulos	Perth Lions Netball Region
Olivia Fowler	Wheatbelt Netball Region/West Coast Netball Region
Lauren Holder	West Coast Netball Region
Kristy Horner	Darling Range Netball Region /West Coast Netball Region
Olivia Lewis	Coastal Netball Region
Bridgette Maxted	Darling Range Netball Region
Claire Pickerill	Coastal Netball Region
Jacinta Ramirez-Smith	West Coast Netball Region
Lauren Ramirez-Smith	West Coast Netball Region
Roberta Ramirez-Smith	West Coast Netball Region
Jessica Repacholi	South West Netball Region
Olivia Ridley	Darling Range Netball Region
Alkira Rodney	South West Netball Region
Annabel Saggars	Perth Lions Netball Region
Ellie Sanzone	West Coast Netball Region
Hana Stokes	West Coast Netball Region
Harmony Sutherland	South West Netball Region
Molly Warne	Coastal Netball Region

HIGH PERFORMANCE UMPIRING AND BENCH OFFICIALS

VISION

Achieving sustained high performing talent through education, training, recruitment and retention programs

OUTCOMES

WESTERN AUSTRALIAN NETBALL LEAGUE SQUAD AND STATE ACADEMY UMPIRES

West Australian Netball League (WANL) Squad and State Academy Umpires commenced their preseason in February with fitness testing and outdoor interval running training. During this time, workshops were held to further develop their umpiring techniques for practical match play, plus umpires attended a sport psychology session.

Seven of our high performance umpires had the opportunity to work with Michelle Phippard, Head Coach of Netball Australia's Emerging Talent Umpire Program, which enabled them to gain a better understanding of the National High Performance Umpire Pathway and set personal goals. This group also had access to the HUDL video analysis program along with other training programs to enhance their off-court development.

During the season, 36 umpires officiated in the WANL competition. Umpires selected to officiate in the Grand Finals, held at the State Netball Centre were:

League	Nathan Cera and Rochelle McKee
Reserves	Christine Johnston and Andrea Paini
18U	Narelle Foster and Jessica McKemmish

Melbourne and Sydney were the two destinations utilised for the Member Organisation Exchanges. Justin Barnes was selected for the Melbourne exchange and umpired in the Victorian State League competition, giving him the opportunity to be further challenged with the high standard of match play available. Christine Johnston and Jessica McKemmish were selected to travel to Sydney and umpire in the NSW Premier League. This exchange provided valuable experience for these umpires to further develop their skills at a higher level.

INTERNATIONAL AND NATIONAL SELECTION

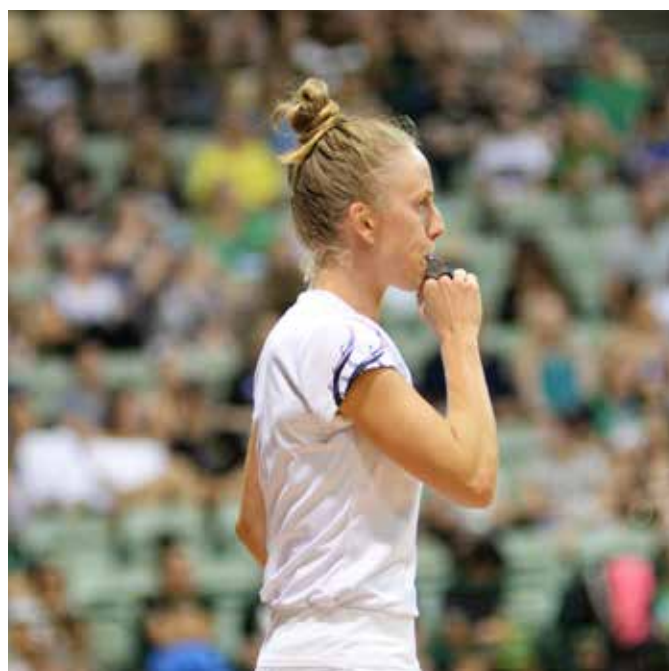
Jacqui Jashari was appointed as Netball Australia's High Performance Umpire Coach for the inaugural season of Super Suncorp Netball. The International Netball Federation appointed Jacqui to the Umpires' Appointment Panel for the Netball World Youth Cup in Botswana, the Southeast Asian Games in Kuala Lumpur, and the Netball Fast5 World Series in Melbourne, Australia.

The introduction of Super Suncorp Netball saw WA's Justin Barnes allocated as a reserve umpire for a number of matches.

Additionally, four of our local umpires were selected to umpire during the Australian Netball League competition - Justin Barnes, Christine Johnston, Rochelle McKee and Andrea Paini. Justin Barnes, having shown exceptional umpiring in this competition was rewarded with the ANL Grand Final and then selected into the Netball Australia Emerging Umpire Program. Justin finished the season with selection to umpire at the Southeast Asian Games in Kuala Lumpur, Malaysia in August.

The 17U and 19U National Championships were held in Canberra, ACT with Christine Johnston and Andrea Paini being appointed to officiate. This was their second year at the championships and gave them valuable experience at this level.

Tahlia Bennett and Capri Di Candillo were chosen to umpire the 15U and 12U School Sport competition which was held in Adelaide, South Australia as part of the Pacific School Games.



UMPIRE RECOGNITION 2017

Event	Umpire	Role
Netball World Youth Cup, Botswana, Africa	Jacqui Jashari	Umpires Appointment Panel
Netball Fast5 World Series	Jacqui Jashari	Umpires Appointment Panel
Southeast Asian Games, Kuala Lumpur, Malaysia	Jacqui Jashari	Umpires Appointment Panel
Southeast Asian Games, Kuala Lumpur, Malaysia	Justin Barnes	Umpire
Super Suncorp Netball, Australia	Jacqui Jashari	Netball Australia High Performance Umpire Coach
Super Suncorp Netball, Australia	Justin Barnes	Reserve Umpire
Netball Australia Emerging Umpire Program	Justin Barnes	Umpire
Australian Netball League	Justin Barnes	Umpire
Australian Netball League	Christine Johnston	Umpire
Australian Netball League	Rochelle McKee	Umpire
Australian Netball League	Andrea Pains	Umpire
17U & 19U National Championships, Canberra, ACT	Christine Johnston	Umpire
17U & 19U National Championships, Canberra, ACT	Andrea Pains	Umpire
Member Organisation Exchange – Melbourne	Justin Barnes	Umpire
Member Organisation Exchange – Sydney	Christine Johnston	Umpire
Member Organisation Exchange – Sydney	Jessica McKemmish	Umpire
School Sport WA 12U & 15U National Championships - Pacific School Games, Adelaide, SA	Tahlia Bennett	
School Sport WA 12U & 15U National Championships - Pacific School Games, Adelaide, SA	Capri Di Candillo	

UMPIRE AWARD WINNERS

WANL Umpire of the Year: Justin Barnes
(Coastal Netball Region)

NWA Umpire Achievement Award: Christine Johnston
(West Coast Netball Region)

Academy Cup All Star Umpire Award: Cheyenne Richards
(Goldfields Netball Region)

Academy Cup Emerging Talent Umpire Award: Lauren Fraser
(South East Demons Netball Region)

WANL LEAGUE GAME MILESTONES

50 Games: Justin Barnes (Coastal Netball Region)

NATIONAL A BADGE

Awarded	Jessica McKemmish
Endorsed	Jaclyn Berry
Endorsed	Boyd Berryman
Endorsed	Nathan Cera

NETBALL WA UMPIRE COACHES

Alex Di Bartolomeo	Umpire coach
Narelle Foster	Umpire coach
Jacqui Jashari	Netball WA High Performance Umpire Coach
Maxine Leed	Allocator & Selector
Nicole McKennay	Selector
Kerryn McLaughlin	Allocator & Selector

Bench Officials

VISION

To provide a sustained high-performance competition that creates an environment for players, coaches, umpires, officials and Regions to develop and maximise their abilities through training, education and performance.

OUTCOMES

It was another busy year for Bench Officials in 2017. A total of 46 bench officials participated across all competitions, including Suncorp Super Netball, the Australian Netball League (ANL), the WA Netball League, the Academy Cup and the Marie Little OAM Shield. Season highlights include five bench officials achieving State Bench Official accreditation, and three of the four ANL finals going into extra time. At the Jill McIntosh Medal, Shaunne Higgs was named the 2017 WA Netball League Bench Official of the Year.

2017 WA Netball League Bench Official of the Year:

Shaunne Higgs

2017 State Bench Official Accreditation

Fiona Malloch, Annette Myers, Deb Palmer, Karen Potts, Kerryanne Williams.

Suncorp Super Netball Bench Officials

Leanne Bruce, Sue Douglas, Shaunne Higgs, Jenny Maras, Sue Neal, Petrina Pehi (Champion Data), Les Preedy, Kim Prescott-Brown, Christine Robinson, Darelle Seal, Wayne Shepley, Dianne Williams, Malcom Wright (Champion Data).

Australian Netball League Bench Officials

Leanne Bruce, Sue Douglas, Brenda Eales, Shaunne Higgs, Jenny Maras, Sue Neal, Les Preedy, Christine Robinson, Darelle Seal, Wayne Shepley, Dianne Williams.

Academy Cup Bench Officials

Sally Allardyce, Leanne Bruce, Shaunne Higgs, Jenny Huband, Shirley Nicholls, Les Preedy, Wendy Stokes, Dianne Williams, Kerryanne Williams.

West Australian Netball League Bench Officials

Heather Abel, Sally Allardyce, Hannah Amiat, Leanne Barnes, Kathy Biddle, Kate Black, Karen Bovell, Leanne Bruce, Kerry Dallimore, Sue Douglas, Brenda Eales, Larissa Elliss, Michael English, Jenny Farrell, Shaunne Higgs, Michelle Honeywood, Jenny Huband, Graham Jones, Janet Leerson, Suzanne Lennon, Fiona Malloch, Jenny Maras, Annette Myers, Sue Neal, Shirley Nicholls, Deb Palmer, Karen Potts, Les Preedy, Wendy Stokes, Mary-Ellen Sutherland, Pam Whitfield, Jodee Whittaker, Dianne Williams, Kerryanne Williams, Brenda Williamson.

Marie Little OAM Shield Bench Officials:

Karen Bovell, Carol Cranwell, Theresa Harrison, Shaunne Higgs, Jenny Huband, Jacinta Kemp, Suzanne Lennon, Leah Mason, Annette Myers, Sue Neal, Karen Potts, Jo Smith, Karen Wheatland, Pam Whitfield, Dianne Williams.





SHOOTING STARS

Fran Haintz

VISION

- *Using netball and other incentives to enable girls and women in Western Australia's Aboriginal communities to drive social change through increased access to education.*

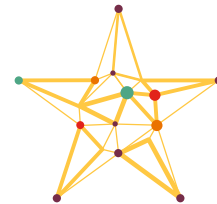
VALUES

Pride - Respect – Success

PURPOSE

- *To use netball as a vehicle to drive school attendance rates;*
- *Improve health, wellbeing and social outcomes of Indigenous youth;*
- *Support the transition between school and higher education, or the workplace and;*
- *Encourage Indigenous youth to realize their full potential through positive behavior and embracing their cultural heritage.*

Since launching in July 2015, the program has quickly established a strong presence in six remote Indigenous communities across Western Australia's North West Region, including: Carnarvon, Derby, Halls Creek, Meekatharra, Mullewa and Wiluna. Shooting Stars now reaches over 300 girls across the state, 60% of whom increased or maintained their attendance to over 80% in 2017. The program is delivered by a team of 16 women, 75% of whom are Indigenous.



ShootingStars





WEST COAST FEVER

Tamara Sheppard



alcoholthinkagain

The introduction of the Suncorp Super Netball competition was a watershed moment for our game and, as a Club, we set ambitious targets for ourselves ahead of the 2017 inaugural season. West Coast Fever finished the year with two wins from the 14 game season leaving us to finish 7th.

There is no doubt we have fallen short against the targets we have set for the club and accept accountability and responsibility for our shortfalls.

While we have certainly not registered the results in 2017, we don't believe we can judge this season purely on wins and losses, as this is not a true reflection of what we have achieved, nor does it reflect the positive progression we have made as a team and Club over the last twelve months. As an example, Fever produced the following rankings in Suncorp Super Netball:

Ranked 2nd	in Centre Pass Defence
Ranked 1st	in Deflections
Ranked 2nd	in Intercepts

The team has improved significantly in a variety of areas, from individual performances, to unit execution, team strategy and its application. As a Club we know where we sit, and the level

we need to achieve if we are to be in finals contention next season. We have set ourselves a foundation upon which our progress will be measured as we move into the 2018 season.

Off the court West Coast Fever had an historic 2017, establishing the club as a wholly owned subsidiary of Netball WA. This development of a separate entity is a first for netball and women's sport throughout Australia.

In February 2017, West Coast Fever announced the first four members of the club's inaugural board. Current Netball WA President Deane Pieters was named the Club's inaugural Chairman, and joined by Herman Property Pty Ltd Director Kylie Chamberlain, the Director of UWA Student Life Chris Massey and Netball WA CEO Simon Taylor. Netball WA's Chief Operations Officer Stuart Gilsenan was appointed as West Coast Fever's Company Secretary and Public Officer.

The West Coast Fever Board has also led a process to establish the Strategic Plan for the West Coast Fever Club 2018 – 2021. This plan will guide the club across the next phase of Suncorp Super Netball.

The vision for the Club is to be the best elite netball club on and off the court. Standards have been set that will ultimately forge Fever's reputation as a formidable contender within the competition on and off the court.



WEST COAST FEVER SQUAD 2017

First Name	Surname	Region
Jessica	Anstiss	Darling Range Netball Region
Kate	Beveridge	Coastal Sharks Netball Region
Courtney	Bruce	South East Demons Netball Region
Verity	Charles	Wheatbelt Flames Netball Region
Ingrid	Colyer	Perth Lions Netball Region
Shannon	Eagland	Coastal Sharks Netball Region
Stacey	Francis	
Annika	Lee – Jones	Perth Lions Netball Region
Natalie	Medhurst	West Coast Netball Region
Kaylia	Stanton	Perth Lions Netball Region
*Jess	Eales	West Coast Netball Region

Note: Jess Eales was a temporary replacement player during the season

WEST COAST FEVER TRAINING PARTNERS 2017

First Name	Surname	Region
Jess	Eales	West Coast Netball Region
Natalie	Bright	Coastal Sharks Netball Region
Olivia	Lewis	Coastal Sharks Netball Region
Sophie	Garbin	Coastal Sharks Netball Region

COACHING AND SUPPORT STAFF 2017

Stacey Marinkovich	Head Coach
Suzanne Lennon	Operations Manager – West Coast Fever
Nicole Richardson	Specialist Coach
Susan Kenny OAM	Specialist Coach
Gary Dawson	Performance Analyst
Liam Warwick	Athletic Preparation Coach
Dr Gary Couanis	Doctor
Chris Perrey	Head Physiotherapist
Bernd Adolph	Massage Therapist
Terreen Stenvers	Sports Nutritionist
Darryn Sargent	Podiatrist
Jodii Maguire	Wellbeing
Tamara Sheppard	Executive Officer – West Coast Fever





FINANCIAL REPORT

For the year ended 31 December 2017

Declaration by Board of Management	63
Statement of Profit or Loss and Other Comprehensive Income	64
Statement of Financial Position	65
Statement of Cash Flows	66
Statement of Changes in Equity	67
Notes to the Financial Statements	68
Audit Report	75

CORPORATE INFORMATION

Financial Report for the Year Ended 31 December 2017

Name: Netball WA (Inc)

ABN: 36 657 982 648

Address: 200 Selby Street, Jolimont WA 6014

Entity: Incorporated Association in Western Australia, Australia

The Board present this report to the members of Netball WA (Inc) for the year ended 31 December 2017.

The names of each person who has been a director during the year are:

- Deane Pieters (President)
- Julie Beeck
- Darren Shillington
- Clare Bond – commenced 1st April 2017
- Marita Somerford
- Emma Chinnery
- Jill Powell

PRINCIPAL ACTIVITIES

Netball WA (Inc) is the governing body for netball in Western Australia, incorporating 11 affiliated Regions and 72 affiliated Associations. The organisation's vision to be 'One Netball Community driving Western Australia's leading sport' is reflective in our delivery of our strategic plan.

Netball is the highest female participation sport in Western Australia and played in every major city and town across the State. From the grassroots to the elite, Netball WA (Inc) has a holistic approach to the growth and development of the sport of netball.

REVIEW OF OPERATIONS

Netball WA (Inc) incurred a total surplus of \$5,442 that includes a non-cash depreciation charge of \$102,684, which has been included in Corporate Services.

West Coast Fever Netball Club Limited was registered as a public company limited by guarantee, a related entity of Netball WA (Inc) on 20th February 2017. The financial operation of West Coast Fever Netball Club Limited commenced as a separate operating entity to Netball WA (Inc) effective 1st April 2017. From 1st January 2017 to 31st March 2017 West Coast Fever Netball Club Limited acted as a non-operating entity.

The impact of West Coast Fever Netball Club Limited becoming a separate entity has resulted in Netball WA (Inc) having an overall reduction in our financial position both in income and expenditure. This is similar to changes made in 2016, when Glass Jar Australia Limited operated as a separate entity for the first time.

2017 saw the completion of the current Strategic Plan with the organisation experiencing a rise in participation from

67,000 in 2012 to 221,879 in 2017. The growth in government and corporate partnerships across Netball WA (Inc) and its related entities, West Coast Fever Netball Club Limited & Glass Jar Australia Limited, rose from \$1,900,000 in 2012 to \$5,195,000 in 2017.

A number of projected growth areas in 2017 did not reach expectations, in part due to the changes in the economic climate of Western Australia, along with delays in program implementation against anticipated timeframes. This included a reduction in overall Netball WA membership growth against the original projections, growing by 2.4% instead of the projected 5.9 % and, the delay in rollout of the technology required to implement the Fast 5 program which saw the program not realise over \$30,000 in anticipated revenues.

With the commencement of the Suncorp Super Netball, West Coast Fever had anticipated greater growth in membership, ticketing and sponsorship. Fever membership declined for the first time in 5 years, resulting in Netball WA extending its support to West Coast Fever Netball Club Limited by \$160,000 from the original anticipated level of support, to a total of \$291,008.

While these revenue expectations weren't fully realised, Netball WA (Inc) continued to grow in a difficult market and a number of steps have been put in place to ensure 2018 sees a modest surplus, secured to protect the sports future.

Over the past 8 years Netball WA (Inc) and its related entities have delivered a number of modest profits, which sees the organisation's cash reserves slightly higher than at the commencement of the cycle. When looked at in conjunction with our asset position over this same period, the organisation has grown significantly and maintained its cash reserves position over this period which will set the organisation up well to enter the next phase of its governance reform and for the delivery of its strategic outcomes.

DECLARATION BY THE BOARD OF NETBALL WA (INC)

Financial Report for the Year Ended 31 December 2017

The Board has determined that the Association is not a reporting entity and that this special purpose financial report should be prepared in accordance with the accounting policies outlined in Note 1 to the Financial Statements.

In the opinion of the Board:

1. The Financial Statements and Notes presents fairly the Association's financial position as at 31 December 2017 and it's performance for the year ended on that date in accordance with the accounting policies described in Note 1 to the Financial Statements.
2. In the Board's opinion there are reasonable grounds to believe that the Association will be able to pay its debts as and when they fall due.

This statement is made in accordance with a resolution of the Board and is signed for and on behalf of the Board by:



DATE 14 March 2018

Name: Deane Pieters

Position: President



DATE 14 March 2018

Name: Darren Shillington

Position: Director

STATEMENT OF PROFIT OR LOSS AND OTHER COMPREHENSIVE INCOME

Financial Report for the Year Ended 31 December 2017

	2017 \$	2016 \$
REVENUES FROM OPERATING ACTIVITIES		
Community Engagement	1,000,706	930,428
Game Development	543,066	613,217
Member Services	2,360,460	2,373,708
IAS	-	660,110
Corporate Services	992,611	1,266,618
Shared Services (Marketing, Commercial, Media & Events)	834,872	702,112
West Coast Fever	-	1,940,191
State Netball Centre	744,269	534,975
Total Revenue	6,475,984	9,021,359
EXPENDITURE RELATING TO OPERATIONS		
Community Engagement	551,320	411,084
Game Development	487,288	727,709
Member Services	1,620,849	1,671,420
IAS	-	660,110
Corporate Services	2,071,342	1,491,603
Shared Services (Marketing, Commercial, Media & Events)	1,023,448	1,198,138
West Coast Fever	-	2,356,533
State Netball Centre	716,295	580,572
Total Expenditure	6,470,542	9,097,169
Surplus/(Deficit) from operations before Income Tax	5,442	(75,810)
Income Tax	-	-
Net surplus/(deficit) from operations	5,442	(75,810)
Other Comprehensive Income	-	-
Total Comprehensive Income for the year	5,442	(75,810)

STATEMENT OF FINANCIAL POSITION

Financial Report for the Year Ended 31 December 2017

	Note	2017 \$	2016 \$
CURRENT ASSETS			
Cash and cash equivalents	2	1,302,984	1,296,188
Inventories	4	23,566	19,030
Prepayments	4	29,291	65,465
Trade and other receivables	3	196,751	478,648
TOTAL CURRENT ASSETS		1,552,592	1,859,331
NON-CURRENT ASSETS			
Property Plant & Equipment	5	247,595	341,075
TOTAL NON CURRENT ASSETS		247,595	341,075
TOTAL ASSETS		1,800,187	2,200,406
CURRENT LIABILITIES			
Trade and Other Payables	6	270,918	214,568
Income received in Advance	7	241,840	693,630
Provisions	8	208,312	177,205
Borrowings - Motor Vehicle HP		25,798	71,842
TOTAL CURRENT LIABILITIES		746,868	1,157,245
NON - CURRENT LIABILITIES			
Provisions	8	29,765	25,049
TOTAL NON - CURRENT LIABILITIES		29,765	25,049
TOTAL LIABILITIES		776,633	1,182,294
NET ASSETS		1,023,554	1,018,112
EQUITY			
Retained earnings		1,023,554	1,018,112
TOTAL EQUITY		1,023,554	1,018,112

STATEMENT OF CASH FLOWS

Financial Report for the Year Ended 31 December 2017

	Note	2017 \$	2016 \$
CASH FLOWS FROM OPERATING ACTIVITIES			
Receipts from Sponsors		1,067,044	1,079,481
Receipts from Members		2,108,224	2,055,762
Receipts from Grants		995,562	2,219,624
Receipts from WCF Membership		-	328,704
Receipts from Other Sources		2,125,225	2,714,230
Total Receipts		6,296,055	8,397,801
Payments to Suppliers and Employees		(6,223,252)	(9,162,565)
Interest Received		10,036	22,280
	9	82,839	(742,484)
CASH FLOW FROM INVESTING ACTIVITIES			
Purchase of Property Plant & Equipment		(30,000)	(23,243)
Proceeds from sale of property, plant and equipment		-	-
Net Cash Flows from Investing Activities		(30,000)	(23,243)
CASH FLOW FROM FINANCING ACTIVITIES			
Repayment of Borrowings		(46,043)	(44,332)
Net Cash Flows from Financing Activities		(46,043)	(44,332)
NET INCREASE FOR THE YEAR		6,796	(810,059)
Cash at the Beginning of the Year		1,296,188	2,106,247
Cash at the End of the Year	9	1,302,984	1,296,188

STATEMENT OF CHANGES IN EQUITY

Financial Report for the Year Ended 31 December 2017

	Retained Earnings \$	Reserves	Total \$
Balance at 1 Jan 2016	1,001,880	92,042	1,093,922
Surplus for the year	(75,810)	-	(75,810)
Transfer to / (from) Reserves	-	-	-
Balance at 31 December 2016	926,070	92,042	1,018,112
Balance at 1 Jan 2017	926,070	92,042	1,018,112
Surplus for the year	5,442	-	5,442
Transfer to / (from) Reserves	9,587	(9,587)	-
Balance at 31 December 2017	941,099	82,455	1,023,554

NOTES TO THE FINANCIAL STATEMENTS

Financial Report for the Year Ended 31 December 2017

NOTE 1:

STATEMENT OF SIGNIFICANT ACCOUNTING POLICIES

This Special Purpose Financial report has been prepared for distribution to the members to fulfil the Board's Financial Reporting requirements under the Association's Constitution. The accounting policies used in the preparation of this report as described below are consistent with the Financial Reporting requirements under the Constitution and with previous years, and are, in the opinion of the Board, appropriate to meet the needs of members.

For the purposes of preparing the financial statements the entity is a Not-for-Profit entity.

The Board has determined that the Association is not a reporting entity and is reporting as an individual entity.

All amounts within the financial statements are presented in Australian dollars, and rounded to the nearest dollar.

The Association has early adopted the requirements of the Associations Incorporation Act 2015 (WA), and the financial report has been prepared in accordance with Australian Accounting Standards including the disclosure requirements of:

AASB:	101	Presentation of Financial Statements
AASB:	107	Cash Flow Statements
AASB:	108	Accounting Policies, Changes in Accounting Estimates and Errors
AASB:	1048	Interpretation of Standards
AASB:	1054	Australian Additional Disclosures

The financial report has been prepared on an accruals basis of accounting, including the historical cost convention and the going concern assumption.

The following significant accounting policies have been adopted in the preparation and presentation of the financial statements.

NEW ACCOUNTING STANDARDS

Certain new accounting standards and interpretations have been published that are not mandatory for 31 December 2017 reporting periods.

The Association has reviewed these new pronouncements and has determined that there will be no early adoption by the Association.

The Association's assessment is that the only standards that will affect the Association are AASB1058 - Income for Not-for-Profit entities, AASB 9 - Financial Instruments, AASB 15 - Revenue from Contracts with Customers and AASB16 - Leases, and the assessment of the impact of those standards is ongoing.

SIGNIFICANT ACCOUNTING JUDGEMENTS, ESTIMATES AND ASSUMPTIONS

The preparation of financial statements requires management to make judgements, estimates and assumptions that affect the application of policies and reported amounts of assets, liabilities, income and expenses. The estimates and associated assumptions are based on historical experience and other various factors that are believed to be reasonable under the circumstances, the results of which form the basis of making the judgements. Actual results may differ from these estimates.

The estimates and underlying assumptions are reviewed on an ongoing basis. Revisions to accounting estimates are recognised in the period in which the estimate is revised if the revision affects only that period or in the period of the revision and future periods if the revision affects both current and future periods.

SIGNIFICANT ACCOUNTING ESTIMATES AND ASSUMPTIONS

The key estimates and assumptions that have a significant risk of causing a material adjustment to the carrying amounts of certain assets and liabilities within the next annual reporting period are:

Make good provisions

Provisions for future costs to return certain leased premises to their original condition are based on the Association's past experience with similar premises and estimates of likely restoration costs determined by the Association's property manager.

These estimates may vary from the actual costs incurred as a result of conditions existing at the date the premises are vacated.

Provisions for employee benefits

Provisions for employee benefits payable after 12 months from the reporting date are based on future wage and salary levels, experience of employee departures and periods of service. The amount of these provisions would change should any of these factors change in the next 12 months.

NOTES TO THE FINANCIAL STATEMENTS

Financial Report for the Year Ended 31 December 2017

Employee Entitlements

Provision is made for the liability for employee entitlements accrued and arising from services rendered by employees to balance date. Employee entitlements, together with entitlements arising from wages and salaries, long service leave, personal leave and annual leave have been measured at their nominal amounts.

Liabilities are measured at the amounts expected to be paid when the liabilities are settled. The liability for long service leave is recognised in the provision for employee benefits and measured as the present value of expected future payments to be made in respect of services provided by employees up to the reporting date.

Consideration is given to anticipated future wage and salary levels, experience of employee departures, and periods of service. Expected future payments are discounted using market yields at the reporting date on national government bonds with terms to maturity and currencies that match, as closely as possible, the estimated future cash outflows.

PROPERTY, PLANT AND EQUIPMENT

All property, plant and equipment is measured at cost less, where applicable, accumulated depreciation.

Depreciation is provided using the diminishing value method at rates that provide for the writing down from cost, after allowing for estimated residual values, over the anticipated period of each asset's working remaining service potential as follows:

- | | |
|-------------------------------------|-------------|
| - Vehicles | 3 - 5 years |
| - Furniture, Fittings and Equipment | 3 - 8 years |

Fair value is determined by reference to market-based evidence, which is the amount for which the assets could be exchanged between a knowledgeable willing buyer and a knowledgeable willing seller in an arm's length transaction as at the valuation date. Fair values are confirmed by independent valuations which are obtained with sufficient regularity to ensure that the carrying amounts do not differ materially from the assets' fair values at the reporting date.

Derecognition and disposal

An item of property, plant and equipment is derecognised upon disposal when the item is no longer used in the operations of the association or when it has no sale value. Any gain or loss arising on derecognition of the asset (calculated as the difference between the net disposal proceeds and the carrying amount of the asset) is included in profit or loss in the year the asset is derecognised.

Any part of the asset revaluation reserve attributable to the asset disposed of or derecognised is transferred to general

funds at the date of disposal.

LEASED ASSETS AND LIABILITIES

All leases the organisation enters into are operating leases. Operating lease payments are recognised as long term liabilities with the associated interest charges applicable, are treated as expense.

TAXATION

Income tax

Netball WA is a not-for-profit organisation for the purposes of Australian taxation legislation and is therefore exempt from Income Tax. This exemption has been confirmed by the Australian Taxation Office.

Fringe Benefit tax

Netball WA pays Fringe Benefits Tax on fringe benefits paid to employees during the 2016/2017 FBT year.

Goods and Services Tax

Revenues, expenses and assets are recognised net of the amount of GST except where the amount of GST incurred is not recoverable from the Australian Taxation Office, in which case it is recognised as part of the cost of acquisition of an asset or as part of an item of expense.

Receivables and payables are recognised inclusive of GST.

The net amount of GST recoverable from or payable to the Australian Taxation Office is included as part of receivables or payables.

EVENTS AFTER THE REPORTING PERIOD

No adjusting or significant non-adjusting events have occurred between the reporting date and the date of authorisation.

NOTES TO THE FINANCIAL STATEMENTS

Financial Report for the Year Ended 31 December 2017

REVENUE

Grants

Grant revenue is recognised in the statement of profit or loss and other comprehensive income when the Association obtains control of the grant, it is probable that the economic benefits gained from the grant will flow to the Association and the amount of the grant can be measured reliably.

If conditions are attached to the grant which must be satisfied before it is eligible to receive the contribution, the recognition of the grant as revenue will be deferred until those conditions are satisfied.

When grant revenue is received whereby the Association incurs an obligation to deliver economic value directly back to the contributor, this is considered a reciprocal transaction and the grant revenue is recognised in the statement of financial position as a liability until the service has been delivered to the contributor, otherwise the grant is recognised as income on receipt.

Fees

Fees charged for services provided are recognised when the service is provided.

Sale of goods

Revenue from sales of goods comprises revenue earned from the sale of goods purchased for resale.

Sales revenue is recognised when the control of goods passes to the customers.

Asset sales

The gain or loss on disposal of all non-current assets is determined as the difference between the carrying amount of the asset at the time of the disposal and the net proceeds on disposal.

In-kind donations

No amounts are included in the financial statements for services provided by volunteers.

EXPENDITURE

All expenditure is accounted for on an accruals basis and has been classified under headings that aggregate all costs related to the category. Where costs cannot be directly attributed to a particular category they have been allocated to activities on a basis consistent with use of the resources.

Other overheads have been allocated on the basis of the percentage of income and ability to pay.

Overhead costs are those costs directly incurred in supporting the objectives of the organisation and include management carried out by central administration.

Management and administration costs are those incurred in connection with administration of the company and

compliance with constitutional and statutory requirements.

CASH AND CASH EQUIVALENTS

Cash and cash equivalents in the statement of financial position comprise cash at bank and in hand and short-term deposits with an original maturity of three months or less. For the purposes of the cash flow statement, cash and cash equivalents consist of cash and cash equivalents as defined.

TRADE AND OTHER RECEIVABLES

Trade receivables comprise of amounts due from sales of merchandise, memberships and grants, are recognised and carried at original invoice amount.

TRADE CREDITORS AND OTHER PAYABLES

Trade payables and other payables represent liabilities for goods and services provided to the Association prior to the end of the financial year that are unpaid. These amounts are usually settled in 30 days. The carrying amount of the creditors and payables is deemed to reflect fair value.

DEFERRED INCOME

The liability for deferred income is the unutilised amounts of grants received on the condition that specified services are delivered or conditions are fulfilled. The services are usually provided or the conditions usually fulfilled within 12 months of receipt of the grant. Where the amount received is in respect of services to be provided over a period that exceeds 12 months after the reporting date or the conditions will only be satisfied more than 12 months after the reporting date, the liability is discounted and presented as non-current.

NOTES TO THE FINANCIAL STATEMENTS

Financial Report for the Year Ended 31 December 2017

	2017 \$	2016 \$
NOTE 2: CASH AND CASH EQUIVALENTS		
Cash at Bank	1,292,611	1,283,740
Cash on Hand	10,373	12,448
Total Cash assets	1,302,984	1,296,188
NOTE 3: TRADE AND OTHER RECEIVABLES		
Sundry Debtors	196,751	478,648
Less : Provision for Doubtful Debts	-	-
Total Receivables	196,751	478,648
NOTE 4: OTHER ASSETS		
Inventory	23,566	19,030
Prepayments	29,291	65,465
Total Current Other Assets	52,857	84,495
NOTE 5: PROPERTY, PLANT AND EQUIPMENT		
Motor Vehicles at Cost	242,713	212,713
Less: Motor Vehicles Accumulated Depreciation	(124,314)	(59,876)
Total Motor Vehicles	118,399	152,837
Plant and Equipment at Cost	363,461	389,446
Less: Plant and Equipment Accumulated Depreciation	(246,760)	(222,096)
Total Plant and Equipment	116,701	167,350
Computer Equipment at Cost	83,082	83,082
Less: Computer Equip Accumulated Depreciation	(70,587)	(62,194)
Total Computer Equipment	12,495	20,888
State Netball Centre Equipment	24,980	24,980
Less: Accumulated Depreciation State Netball Centre Equipment	(24,980)	(24,980)
Total State Netball Centre Equipment	-	-
Total Property, Plant and Equipment	247,595	341,075

NOTES TO THE FINANCIAL STATEMENTS

Financial Report for the Year Ended 31 December 2017

5. PROPERTY, PLANT AND EQUIPMENT (CONTINUED)

2017

Movements in carrying amounts

Movements in the carrying amounts for each class of property, plant and equipment between the beginning and the end of the current year.

	Vehicles	Plant & Equipment	Computer Equipment	State Netball Centre Equipment	Total \$
Balance at 1/1/2017	152,837	167,350	20,888	-	341,075
Additions	30,000	-	-	-	30,000
Disposals	-	(20,795)	-	-	(20,795)
Additional Depreciation on Disposals	-	(5,189)	-	-	(5,189)
Depreciation	(64,438)	(24,664)	(8,393)	-	(97,495)
Balance at 31/12/2017	118,399	116,702	12,495	-	247,596

2016

Movements in carrying amounts

Movements in the carrying amounts for each class of property, plant and equipment between the beginning and the end of the current year.

	Vehicles	Plant & Equipment	Computer Equipment	State Netball Centre Equipment	Total \$
Balance at 1/1/2016	73,570	190,037	63,796	-	327,403
Additions	100,644	5,501	6,620	11,122	123,887
Transfers	20,716	16,296	(37,012)	-	-
Depreciation	(42,093)	(44,484)	(12,516)	(11,122)	(110,215)
Balance at 31/12/2016	152,837	167,350	20,888	-	341,075

NOTES TO THE FINANCIAL STATEMENTS

Financial Report for the Year Ended 31 December 2017

	2017 \$	2016 \$
NOTE 6: TRADE AND OTHER PAYABLES		
Trade Creditors	201,241	109,442
Other payables	52,560	99,327
GST payable	17,117	5,799
Total Payables	270,918	214,568
NOTE 7: INCOME RECEIVED IN ADVANCE		
Grants	163,093	318,814
Membership	-	270,744
Other	78,747	104,073
Total Income in Advance	241,840	693,631
NOTE 8: PROVISIONS		
Provision for Employee Benefits	122,426	177,205
Other Provisions	85,886	
Non-current provision for employee benefits	29,765	25,049
Total Provisions	238,077	202,254
NOTE 9: CASH FLOWS INFORMATION		
(a) Reconciliation of cash		
Cash at the end of the financial year as shown in the statement of cash flows is reconciled to related items in the statement of financial position as follows:		
Cash on hand	10,373	12,448
Cash at bank	603,295	318,736
Cash at deposit	689,316	965,004
	1,302,984	1,296,188
(b) Reconciliation of Surplus from Ordinary Activities to Net Cash from Operating Activities		
Surplus from ordinary activities	5,442	(75,810)
Non-cash flows in surplus from		
Adjusted Depreciation	102,684	110,215
Gain/Loss on disposal of assets	20,795	-
Changes in Assets and Liabilities		
(Increase)/decrease in receivables	281,897	(375,430)
Increase/(decrease) in payables	56,350	(185,516)
Increase/(decrease) in provisions	35,823	47,145
(Increase)/decrease in prepayments	36,174	(9,198)
(Increase)/decrease in inventory	(4,536)	(5,126)
Increase/(decrease) in bonds	-	3,415
Increase/(decrease) in reserve transfers	-	-
Increase/(decrease) in income in advance	(451,790)	(252,179)
Net Cash provided by operating activities	82,839	(742,484)

NOTES TO THE FINANCIAL STATEMENTS

Financial Report for the Year Ended 31 December 2017

NOTE 10: DEPRECIATION

A total of \$102,684 depreciation expense for the year 31st December 2017 is included in the expenditure relating to operations. (2016: \$110,215)

NOTE 11: LOSS ON DISPOSAL OF ASSET

A loss on disposal of Asset was recorded as at 31st December 2017, against the ice bath fixture, which was passed onto VenuesWest to account for as an asset. The cost for ongoing repairs on the ice bath now rests with VenuesWest with Netball WA retaining the use of the ice bath. The Board are of the understanding that the cost savings over the life of the asset, outweigh the short term loss on disposal of the asset.

NOTE 12: EMPLOYEE BENEFITS

A total of (\$72,719) annual leave expense, \$13,337 current long service leave and \$4,716 non-current long service leave expense for the year 31st December 2017 is included in the expenditure relating to operations. (2016: \$14,574 annual leave; \$7,522 current long service leave and \$25,049 non-current long service leave). Total employee costs were \$2,928,930 in 2017 (2016: \$4,342,822). Employee costs were significantly lower in 2017 due to West Coast Fever becoming a separate entity.

NOTE 13: CONTINGENCIES

There are no known contingencies at reporting date.

NOTE 14: SUBSEQUENT EVENTS

No matter or circumstances have arisen subsequent to the reporting date that has significantly affected or may significantly affect the Association's operations, results or state of affairs in future financial years.

NOTE 15: AUDITORS REMUNERATION

During the financial year ended 31 December 2017, the auditor Butler Settineri earned the following remuneration: 2017: \$12,000 (2016: \$12,210)

Audit services include review of the year end statutory reports, consultations regarding accounting standards, reporting requirements, grant acquittals and regulatory compliance reviews.

INDEPENDENT AUDITOR'S REPORT TO THE MEMBERS OF NETBALL WA (INC)

Financial Report for the Year Ended 31 December 2017

REPORT ON THE AUDIT OF THE FINANCIAL REPORT

OPINION

We have audited the financial report of Netball WA (Inc) ("the Association"), which comprises the statement of financial position as at 31 December 2017, and the statement of profit or loss and other comprehensive income, statement of changes in equity and statement of cash flows for the year then ended, and notes to the financial statements, including a summary of significant accounting policies, and the Board of Management's declaration.

In our opinion, the accompanying financial report of Netball WA (Inc) is prepared, in all material respects, in accordance with the Associations Incorporation Act 2015, including:

- i) giving a true and fair view of the Association's financial position as at 31 December 2017 and of its financial performance for the year then ended; and
- ii) complying with Australian Accounting Standards to the extent described in note 1.

BASIS FOR OPINION

We have conducted our audit in accordance with Australian Auditing Standards. Our responsibilities under those Standards are further described in the *Auditor's Responsibilities for the Audit of the Financial Report* section of our report.

We are independent of the Association in accordance with the auditor independence requirements of the Associations Incorporation Act 2015 and the ethical requirements of the Accounting Professional and Ethical Standards Board's APES 110 Code of Ethics for Professional Accountants (the Code) that are relevant to our audit of the financial report in Australia. We have also fulfilled our ethical requirements in accordance with the Code.

We believe that the audit evidence we have obtained is sufficient and appropriate to provide a basis for our opinion.

EMPHASIS OF MATTER – BASIS OF ACCOUNTING

We draw attention to Note 1 to the financial report, which describes the basis of accounting. The financial report has been prepared for the purpose of fulfilling the Board of Management's financial reporting responsibilities under the Associations Incorporation Act 2015. As a result, the financial report may not be suitable for another purpose. Our opinion is not modified in respect of this matter.

BOARD OF MANAGEMENT'S RESPONSIBILITIES FOR THE FINANCIAL REPORT

The Board of Management of the Association is responsible for the preparation of the financial report that gives a true and fair view and has determined that the basis of preparation described in Note 1 to the financial report is appropriate to

meet the requirements of the Associations Incorporation Act 2015 and the needs of the members.

The Board of Management's responsibility also includes such internal control as the Board of Management determines is necessary to enable the preparation of a financial report that gives a true and fair view and is free from material misstatement, whether due to fraud or error.

In preparing the financial report, the Board of Management are responsible for assessing the Association's ability to continue as a going concern, disclosing, as applicable, matters related to going concern and using the going concern basis of accounting unless the Board of Management either intend to liquidate the Association or to cease operations, or have no realistic alternative but to do so.

AUDITOR'S RESPONSIBILITIES FOR THE AUDIT OF THE FINANCIAL REPORT

Our objectives are to obtain reasonable assurance about whether the financial report as a whole is free from material misstatement, whether due to fraud or error, and to issue and auditor's report that includes our opinion.

Reasonable assurance is a high level of assurance, but is not a guarantee that an audit conducted in accordance with the Australian Auditing Standards will always detect a material misstatement when it exists. Misstatements can arise from fraud or error and are considered material if, individually or in the aggregate, they could reasonably be expected to influence the economic decisions of users taken on the basis of the financial report.

As part of an audit in accordance with the Australian Auditing Standards, we exercise professional judgement and maintain professional scepticism throughout the audit. We also:

- Identify and assess risks of material misstatement of the financial report, whether due to fraud or error, design and perform audit procedures responsive to those risks, and obtain audit evidence that is sufficient and appropriate to provide a basis for our opinion. The risk of not detecting a material misstatement resulting from fraud is higher than for one resulting from error, as fraud may involve collusion, forgery, intentional omissions, misrepresentations, or the override of internal control.
- Obtain and understanding of internal control relevant to the audit in order to design audit procedures that are appropriate in the circumstances, but not for the purpose of expressing an opinion on the effectiveness of the Association's internal control.
- Evaluate the appropriateness of accounting policies used and the reasonableness of accounting estimates and related disclosures made by the Board of Management.
- Conclude on the appropriateness of the Board of

Management's use of the going concern basis of accounting and, based on the audit evidence obtained, whether a material uncertainty exists related to events or conditions that may cast significant doubt on the Association's ability to continue as a going concern. If we conclude that a material uncertainty exists, we are required to draw attention in our auditor's report to the related disclosures in the financial report or, if such disclosures are inadequate, to modify our opinion. Our conclusions are based on the audit evidence obtained up to the date of our auditor's report. However, future events or conditions may cause the Association to cease to continue as a going concern.

- Evaluate the overall presentation, structure and content of the financial report, including the disclosures, and whether the financial report represents the underlying transactions and events in a manner that achieves fair presentation.

We communicate with the Board of Management regarding, among other matters, the planned scope and timing of the audit and significant audit findings, including any significant deficiencies in internal control that we identify during our audit.

We also provide the Board of Management with a statement that we have complied with relevant ethical requirements regarding independence, and to communicate with them all relationships and other matters that may reasonably be thought to bear on our independence, and where applicable, related safeguards.

Butler Settinari (Audit) Pty Ltd



Lucy P Gardner
Director

Date: 15 March 2018

AUDITOR'S INDEPENDENCE DECLARATION

In accordance with the requirements of the Associations Incorporation Act 2015, in relation to our audit of the financial report of Netball WA (Inc) for the year ended 31 December 2017, to the best of my knowledge and belief, there have been:

- a) No contraventions of the auditor independence requirements of section 80 the Associations Incorporation Act 2015 in relation to the audit; and
- b) No contraventions of any applicable code of professional conduct in relation to the audit.

Butler Settinari (Audit) Pty Ltd



Lucy P Gardner
Director

Date: 15 March 2018





Netball WA (Inc.)

200 Selby Street JOLIMONT WA 6014
PO Box 930 SUBIACO WA 6904

T (08) 9380 3700 F (08) 9380 3799
E info@netballwa.com.au

www.westcoastfever.com.au

www.netballwa.com.au

www.shootingstars.com.au